

LevelPro® — TVL Series

Liquid Level Display | Controller



Features

- ✓ Large Bright 4 Digit LED Display
- ✓ Adjustable LED Display Brightness (8 levels)
- ✓ Analog Output 4-20mA + 2x (5 Amp) Relays
- ✓ RS-485 (Modbus RTU) Communication
- ✓ Signal Peak Value Detection | Dampens Noise
- ✓ Relay Lights & Audible Alarm Function
- ✓ Durable Corrosion-Free NEMA 4X Enclosure
- ✓ Sensor Power Supply 24VDC Output
- ✓ Lead Lag Pump
- ✓ 85 – 260 VAC | 24VDC (Optional)

All-in-one Display & Controller

The TVL Series LED Level Process Display and Controller is the industry's most rugged and reliable wall-mount remote level display.

LevelPro® TVL Series comes as a complete all-in-one unit, out of the box it is ready to use. Included is a bright LED display, NEMA 4X enclosure, polycarbonate faceplate, cord grips and plastic captive screws.

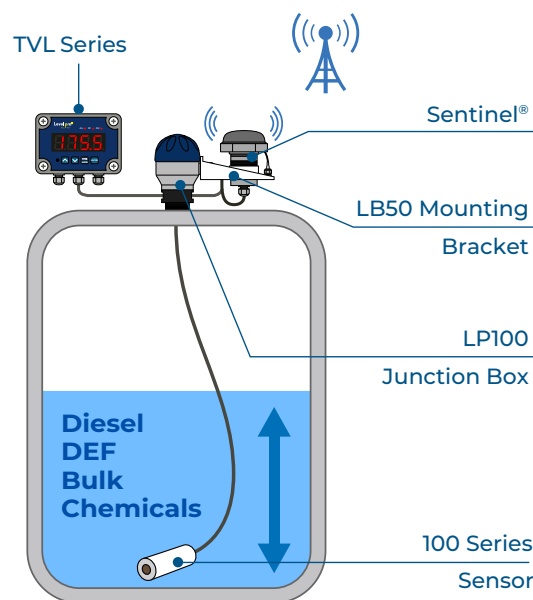
The industrial design of the TVL Series ensures it will withstand the industry's most corrosive environments.

Available with either 2 Relay Outputs or 1 Relay + 4-20mA Output, the LevelPro® TVL Series is great for automating your tank level processes.

Part Number	Input	Output
TVL-550-1821	4-20mA	2 Relay
TVL-550-1829	4-20mA	4-20mA + 1 Relay

Specifications

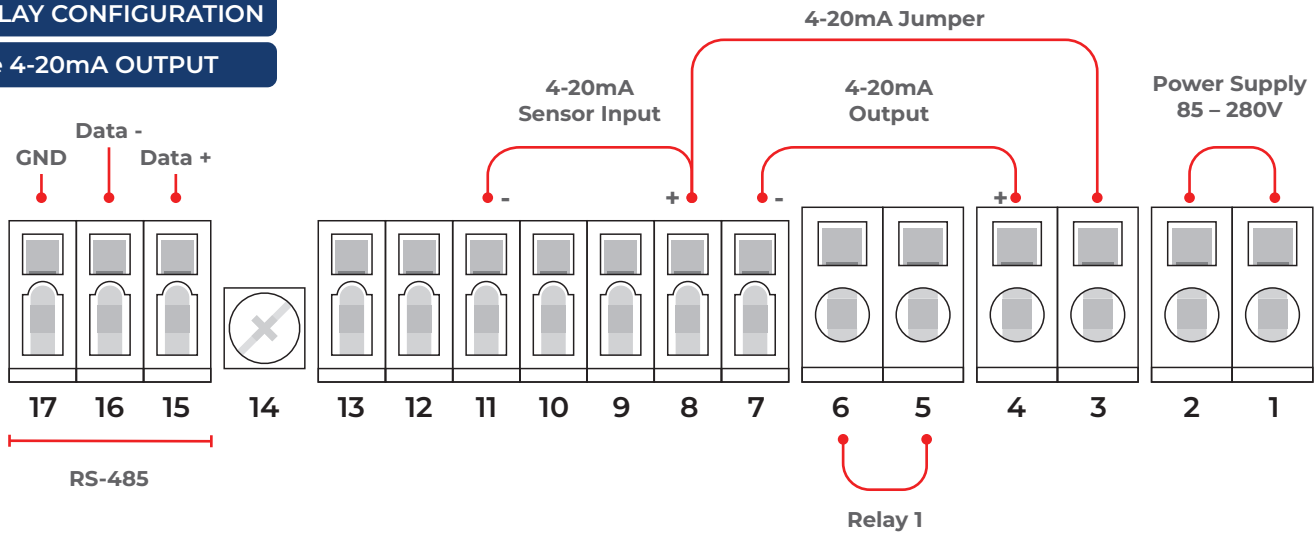
General	
Display	LED 4 x 20mm High Red Adjustable Brightness
Displayed Values	-999 ± 9999
Transmission Parameters	1200...115200 bit/s, 8N1 / 8N2
Protection Class	NEMA 4X IP67
Housing Material	Polycarbonate
Input Signal Supply	
Standard	Current: 4-20mA 0-20mA 0-5V* 0-10V*
Voltage	85 - 260V AC/DC 16 - 35V AC, 19 - 50V DC*
Output Signal Supply	
Standard	2 x Relays (5A) 1 x Relay (5A) + 4-20mA
Voltage	24VDC
Passive current output *	4-20mA (Operating Range Max. 2.8 - 24mA)
Performance	
Accuracy	0.1% @ 25°C One Digit
Accuracy According to IEC 60770 - Limit Point Adjustment Non-Linearity Hysteresis Repeatability	
Temperatures	
Operating Temperatures	-40 - 158°F -40 - 70°C



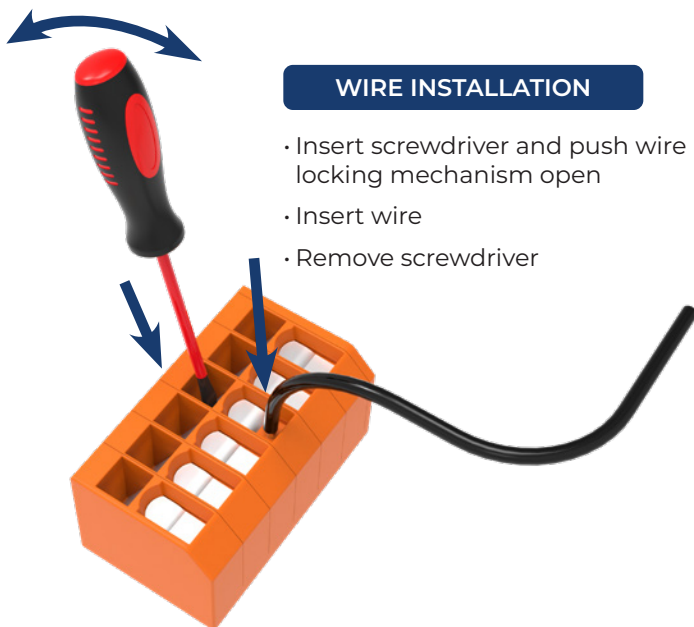
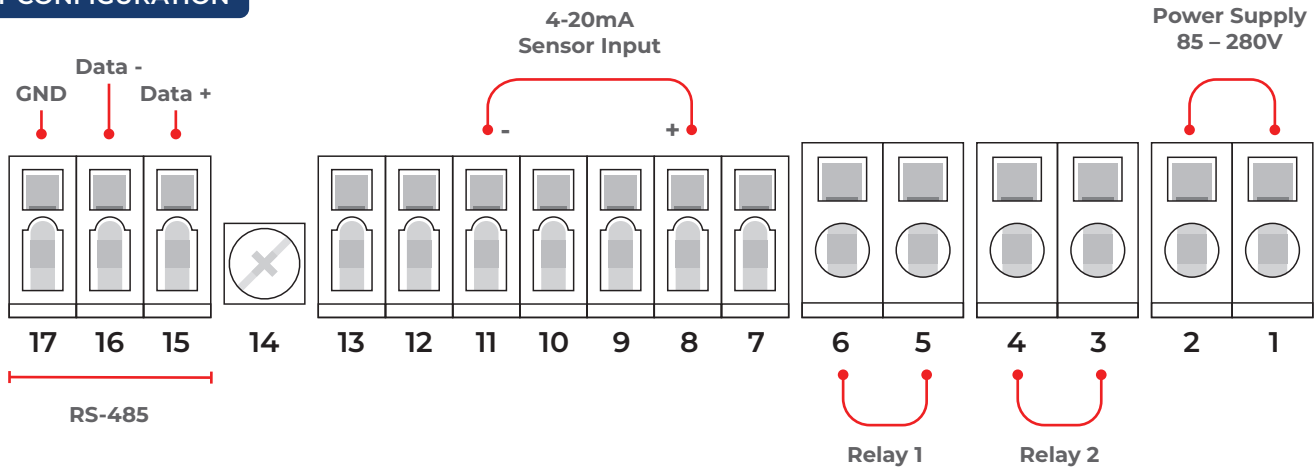
Wiring Diagram

One RELAY CONFIGURATION

One 4-20mA OUTPUT



2 RELAY CONFIGURATION



WIRE INSTALLATION

- Insert screwdriver and push wire locking mechanism open
- Insert wire
- Remove screwdriver



Due to possible significant interference in industrial installations, appropriate measures assuring correct operation of the unit must be applied.

The unit is not equipped with an internal fuse or power supply circuit breaker.

For this reason, an external time-delay cut-out fuse with a small nominal current value must be used (recommended bipolar, max. 2A) and a power supply circuit breaker located near the unit.

In the case of using a monopolar fuse it must be mounted on the phase cable.