


Application



LD32



The general purpose LD32 pump lift station pressure level transmitter provides continuous level measurement up to 46' (14m) of water column with a 4-20 mA signal output. Select the LD32 liquid level sensor for dirty, coating or slurry type liquids. Application examples include industrial pump lift stations and waste sumps.



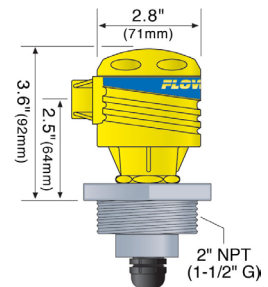
Features

- ✓ Rugged clog resistant diaphragm with heavy duty protection shield
- ✓ Strong cable design with maintenance free breather tube and vent filter
- ✓ Corrosion resistant 316 SS body and shield with polyurethane or ETFE cable
- ✓ Temperature compensation, lightning and surge protection for reliable measurement

Key Benefits

- ✓ Ideal for use with submersible pumps
- ✓ Simple installation via suspended cable
- ✓ Connects directly to PLC, SCADA or display
- ✓ Fixed span does not require any calibration

Accessories



Submersible Pressure Sensor Mounting Kit w/ Junction Box

- | | |
|-----------|---------------------------------|
| LD90-1001 | Term-Strip, 2" NPT Plug, PP |
| LD90-1061 | Term-Strip, 1-1/2" G Plug, PP |
| LD90-5001 | Term-Strip, 2" NPT Plug, PVDF |
| LD90-5061 | Term-Strip, 1-1/2" G Plug, PVDF |

AC-DC Sensor & Indicator Power Supply



- | | |
|-----------|--|
| LC95-2001 | 100-240 VAC, 24 VDC @ 0.60A, 35mm Rail |
|-----------|--|

Compatible Products

**DataLoop™
Level Indicator**



LI25

**DataView™
Level Controller**



LI55

**Commander™
Multi-Tank Level Controller**



LI90

**DataPoint™
Level Controller**



LC52

Specifications

Range: -SX01: 0 to 5 psi (0.34 bar),
 0 to 11' (0 to 3.4m) wc
 -SX11: 0 to 10 psi
 (0.69 bar),
 0 to 23' (0 to 7m) wc
 -SX21: 0 to 15 psi
 (1.0 bar),
 0 to 34' (0 to 10.4m) wc
 -SX31: 0 to 20 psi
 (1.38 bar),
 0 to 46' (0 to 14m) wc

Accuracy: ± 0.25% of full scale

Configuration: None, fixed span

Supply voltage: 13 to 30 VDC

Loop resist.: 850 Ohms @ 30 VDC

Signal output: 4-20 mA, two-wire

Process temp.: F: 0° to 200°
 C: -18° to 93°

Temp. comp.: F: 0 to 180°
 C: -18 to 82°

Proof pressure: 2 x full scale

Response time: 50ms

Weight: 4.3 lb (2.0 kg)

Sensor material: 316 SS, 316L SS,
 Buna-N

Sensor thread: 1/2" NPT

Cable type: 2-conductor, shielded
 with vent tube

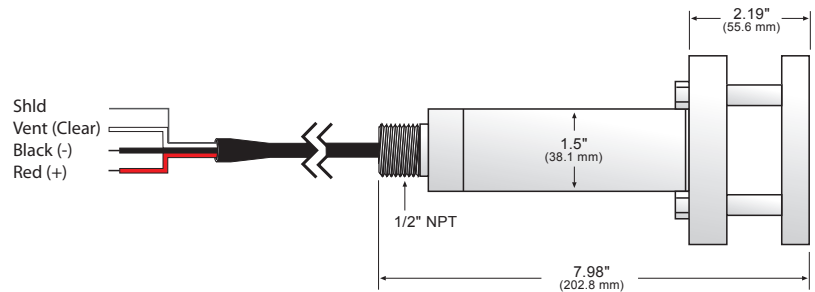
Cable length: -SX01 & SX11: 40' (12.2m)
 -SX21 & SX31: 60' (18.3m)

Cable material: -S1X1: Polyurethane
 -S2X1: ETFE

Classification: General purpose

Compliance: CE

Dimensions



Fittings

For optimum performance, install the level sensor using the below recommended or direct equivalent fittings. For use with LD90.

	P/N	Description
	LM52-2400	3" NPT x 2" NPT (Sch. 40)
	LM52-2800	3" NPT x 2" NPT (Sch. 80)
	LM52-3800	4" NPT x 2" NPT (Sch. 80)
	LM52-2410	3" Socket x 2" NPT (Sch. 40)
	LM52-3410	4" Socket x 2" NPT (Sch. 40)
	LM52-2810	3" Socket x 2" NPT (Sch. 80)
	LM52-3810	4" Socket x 2" NPT (Sch. 80)
	LM52-2890	2" NPT Bulkhead Fitting, PVC
	LM52-2850	2" NPT Flange - 150# (Sch. 80)
	LM50-1001	2" NPT Bracket, Polypropylene
	LD90-3000	Desiccant Filter
	LD90-S000	Cable Hanger

Ordering

LD32-S 1

Cable jacket (1)

- 1 Polyurethane
- 2 ETFE

Sensor range

- 0 5 psi (0.34 bar) / 11' (3.4m) wc
- 1 10 psi (0.69 bar) / 23' (7m) wc
- 2 15 psi (1.0 bar) / 34' (10.4m) wc
- 3 20 psi (1.38 bar) / 46' (14m) wc

Notes

- 1) To install the level sensor through the tank top with a compact junction box, 2" mounting plug and cable connector, order the submersible pressure sensor mounting kit.