


# General purpose triaxial accelerometer

## 993A

### SPECIFICATIONS

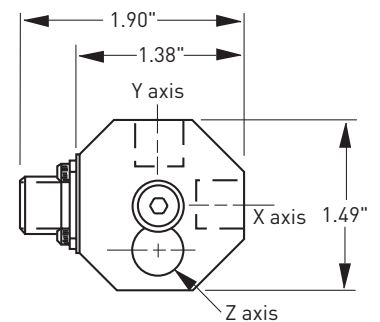
<b>Sensitivity, <math>\pm 10\%</math>, 25°C</b>	100 mV/g	
<b>Acceleration range</b>	50 g peak	
<b>Amplitude nonlinearity</b>	1%	
<b>Frequency response:</b>		
<b>all channels, <math>\pm 10\%</math></b>	2 - 2,000 Hz	
<b>Transverse sensitivity, max</b>	5% of axial	
<b>Temperature response:</b>		
-50°C	+10%	
+25°C	0%	
+80°C	+3%	
+120°C	-7%	
<b>Power requirement:</b>		
<b>Voltage source</b>	18 - 30 VDC	
<b>Current regulating diode</b>	2 - 10 mA	
<b>Electrical noise, equiv. g:</b>		
<b>Broadband</b>	2.5 Hz to 25 kHz	150 $\mu$ g
<b>Spectral</b>	10 Hz	20 $\mu$ g/ $\sqrt{\text{Hz}}$
	100 Hz	2 $\mu$ g/ $\sqrt{\text{Hz}}$
	1,000 Hz	0.6 $\mu$ g/ $\sqrt{\text{Hz}}$
<b>Output impedance, max</b>	100 $\Omega$	
<b>Bias output voltage</b>	12 VDC	
<b>Grounding</b>	case isolated, internally shielded	
<b>Temperature range</b>	-50° to +120°C	
<b>Vibration limit</b>	500 g peak	
<b>Shock limit</b>	5,000 g peak	
<b>Electromagnetic sensitivity, equiv. g</b>	100 $\mu$ g/gauss	
<b>Sealing</b>	epoxy	
<b>Base strain sensitivity</b>	0.0005 g/ $\mu$ strain	
<b>Sensing element design</b>	PZT ceramic / shear	
<b>Weight</b>	88 grams	
<b>Case material</b>	hardcoated aluminum	
<b>Mounting</b>	1/4-28 captive socket head screw	
<b>Output connector</b>	4 pin, Bendix PC02A-8-4P	
<b>Mating connector</b>	R9W	
<b>Recommended cabling</b>	J9T4	

Accessories supplied: #11714-09 captive screw; calibration data (level 2)

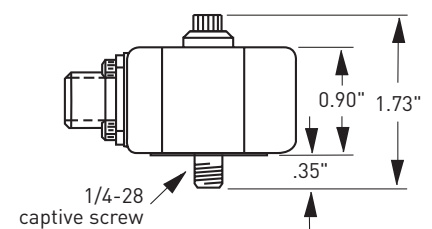


### Key features

- Triaxial measurements provide more data from a single sensor
- Manufactured in ISO 9001 facility



Top view



Side View

Connections	
Function	Connector pin
axis Y, power/signal	A
axis X, power/signal	B
axis Z, power/signal	C
common (all channels)	D
N/C	shell



Note: Due to continuous process improvement, specifications are subject to change without notice. This document is cleared for public release.