

Precision Pressure Indicator Model CPG2500



WIKA data sheet CT 25.02 · 05/2018

Applications

- Pressure standard for calibration labs
- Transfer standard with remote transducers
- Pressure instrument manufacturing
- Differential pressure measurement
- Simultaneous three channel pressure monitoring

Features

- Pressure ranges from 0.36 to 42,000 psi
- Removable / Interchangeable transducers
- Accuracy down to 0.008% of IS (IntelliScale)
- External pressure ranges from 0.36 to 6,000 psi
- Precision 0.004% FS
- Two year warranty



Precision Pressure Indicator CPG2500

Description

Application

The CPG2500 is used in calibration laboratories and manufacturing facilities as a source for precise pressure measurement. It is used to verify the accuracy of field pressure indicators/transmitters or as a laboratory standard and wherever there is a need for a high level of pressure accuracy in manufacturing, testing and calibration of pressure instruments or gauges.

Functionality

The CPG2500 can be configured with 1, 2, or 3 pressure transducers. Two transducers are internal, and the third is external. The transducer channels are pneumatically isolated so that one channel can be configured with a sensor as high as 10,000 psi / 700 bar and another as low as 10 inH₂O / 25 mbar. An optional barometric reference sensor can be added internally to display barometric pressure or used to emulate gauge or absolute pressure. Pressure ranges for each channel are specified by the customer. Standard and premium sensors are available internally. External transducers are Mensor's CPT6100 or CPT6180 digital pressure transducers. See transducer chart on page 3 for ranges and uncertainty specification.

Advantage of IntelliScale and removable transducers

With the IntelliScale specification, each sensor is calibrated to give a percent of reading in the upper portion of the range. Three transducers can be configured so that the percent of reading portions of their ranges are contiguous, giving a percent of reading uncertainty over a wide range. In addition, each transducer is removable and interchangeable which allows remote recertification and quick transducer range changes while minimising downtime. The CPT6180 or CPT6100 external sensor is also available for remote applications.

Communication

The local user interface is displayed on a 7" color LCD touchscreen. Navigation within the intuitive menu structure is easily learned. Recognizable touchscreen icons open screens for configuration and calibration. Communicating to a remote computer is achieved through RS-232, IEEE-488, USB or Ethernet. Communication commands and queries are consistent with previous Mensor digital pressure gauges with added commands for the third channel.

Specifications

Model CPG2500

Standard Reference Transducers, Model CPR2550

Accuracy ⁽¹⁾	0.01%FS ⁽³⁾	0.01%IS-50 ⁽²⁾
Gauge Pressure	0 ... 0.36 up to 10,000 psi 0 ... 25 mbar up to 700 bar	0 ... 14.5 up to 6000 psi 0 ... 1 up to 400 bar
Bi-Directional Pressure	-0.18 ... 0.18 to -14.5 ... 10,000 psi -12.5 ... 12.5 mbar to -1 ... 700 bar	-14.5 ... 145 to -14.5 ... 6000 psi -1 ... 10 to -1 ... 400 bar
Absolute Pressure ⁽⁴⁾	0 ... 7.5 up to 10,015 psi 0 ... 0.5 up to 701 bar	0 ... 14.5 up to 6015 psi 0 ... 1 up to 401 bar
Precision ⁽⁵⁾	0.004%FS	0.004%FS
Calibration Interval	365 days ⁽⁶⁾	365 days
Media Compatibility		
Metals in contact with media	6000/7000 series Aluminum, 316 SS, brass	
Non-metals in contact with media	PTFE (Teflon®), Urethane, Silicone, RTV, Silicone grease, PVC, Epoxy, Buna-N, fluoroelastomers (Viton®)	
Sensor		
Reading rate	33 readings/second	
Calibration adjustments	Internal zero adder and span multiplier, up to 11 point linearization for each sensor	

Premium Reference Transducers, Model CPR2580

Accuracy ⁽¹⁾	0.008% IS-33 ⁽⁷⁾	0.008% IS-50 ⁽⁸⁾	0.01% FS ⁽³⁾	0.014% FS ⁽³⁾
Gauge Pressure	0 ... 12 to 0 ... 16.5 psig 0 ... 17.5 to 0 ... 33 psig 0 ... 80 to 0 ... 110 psig 0 ... 120 to 0 ... 220 psig	—	—	—
Absolute Pressure ⁽⁴⁾	0 ... 12 to 0 ... 16.5 psia 0 ... 18.4 to 0 ... 33 psia 0 ... 36 to 0 ... 50 psia 0 ... 80 to 0 ... 110 psia 0 ... 160 to 0 ... 220 psia 0 ... 240 to 0 ... 500 psia	0 ... 700 to 0 ... 1100 psia 0 ... 1400 to 0 ... 3300 psia 0 ... 4200 to 0 ... 6600 psia	0 ... 8000 to 0 ... 11,000 psia	0 ... 12,000 to 0 ... 22,000 psia 0 ... 24,000 to 0 ... 31,500 psia 0 ... 32,000 to 0 ... 42,000 psia
Precision ⁽⁵⁾	0.004% FS	0.004%FS	0.004%FS	0.004%FS
Calibration Interval	365 days	365 days	365 days	365 days
Media Compatibility				
Metals in contact with media	6000/7000 series aluminum, 316 SS, brass, inconel			
Non-metals in contact with media	PTFE (Teflon®), Urethane, Silicone, RTV, Silicone grease, PVC, Epoxy, Buna-N, fluoroelastomers (Viton®)			
Sensor				
Reading rate	10 readings/second			
Calibration adjustment	Internal Zero adder and Span multiplier, up to 11 point linearization for each sensor			

⁽¹⁾ It is defined by the total measurement uncertainty, with the coverage factor (k = 2) and includes the intrinsic performance of the instrument, the measurement uncertainty of the reference instrument, long-term stability, influence of ambient conditions, drift and temperature effects over the compensated range with recommended zero point adjustment every 30 days.

⁽²⁾ 0.01 % IS-50 accuracy: Between 0 ... 50 % of the full scale, the accuracy is 0.01% of half of the full scale value and between 50 ... 100 % of the full scale, the accuracy is 0.01 % of reading.

⁽³⁾ FS = full span.

⁽⁴⁾ The minimum calibrated range of absolute transducer(s) is 600 mTorr.

⁽⁵⁾ It is defined as the combined effects of linearity, repeatability and hysteresis throughout the stated compensated temperature range.

⁽⁶⁾ 180 days for pressure ranges below 1 bar (15 psi) and above 400 bar (6,000 psi) gauge or absolute, and -1...1 bar (-15 ... 14.5 psi) bidirectional. 365 days for the remainder of the specified ranges.

⁽⁷⁾ 0.008 % IS-33 accuracy: Between 0 ... 33 % of the full scale, the accuracy is 0.008% of one third of the full scale value and between 33 ... 100 % of the full scale, the accuracy is 0.008 % of reading.

⁽⁸⁾ 0.008 % IS-50 accuracy: Between 0 ... 50 % of the full scale, the accuracy is 0.008% of half of the full scale value and between 50 ... 100 % of the full scale, the accuracy is 0.008 % of reading.

Specifications (Continued)
Model CPG2500

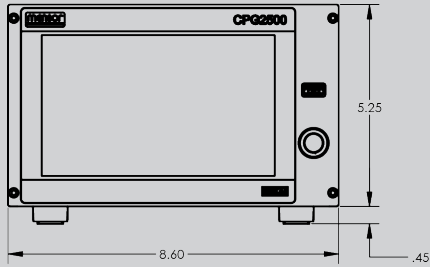
Basic Instrument	
Instrument	
Instrument version	Standard: Table top with tilt feet Option: -19" rack-mounting with side panels incl. rack-mounting kit for single instrument mount. -19" rack-mounting with side panels incl. rack-mounting kit for dual instrument mount.
Dimensions	See technical drawing
Weight	12.5 lbs./ 5.7 kg (with all internal options)
Warm-up time	Approximately 15 minutes
Display	
Screen	7" color LCD
Resolution	Selectable from 4 to 7 digits, depending on range and units
Data entry	Touch screen keypad
Measurement Units	psi, psf, osi, atm, inH2O@4C, inH2O@20C, inH2O@60F, mbar, bar, Dy/cm2, pascal, hPa, kPa, MPa, inHg@0C, inHg@60F, mTorr, Torr, mmHg@0C, cmHg@0C, mHg@0C, mmH2O@4C, cmH2O@4C, mH2O@4C, mmH2O@20C, cmH2O@20C, mH2O@20C, mSW, ftH2O@4C, ftH2O@20C, ftH2O@60F, inSW, ftSW, tsi, tsf, g/cm ² , kg/m ² , % of Range, + plus 2 user defined units (multiplier from psi, bar or pascal)
Rate Units	/sec., /min., /hr., /3-hr
Languages	English, German, Spanish, French, Italian, Portuguese, Polish, Russian, Chinese, Japanese, Korean
Measurement filters	Off, Low, Normal (default), High
Connections	
Number of integrated transducer (selectable)	Standard: 1 reference transducer Optional: 2nd reference transducers, external transducer, internal barometric reference
Pressure connections	To 6000 psi: 7/16 - 20 female SAE/MS. 1/8" FNPT adapters provided. Ranges >6000 psi: Autoclave F250C/HIP HF4
Pressure adaptors	Standard: None Optional: 1/4 inch Swagelok® tube fittings, 6 mm Swagelok® tube fittings, 1/8 in. female NPT fittings or 1/8 in. female BSP fittings.
Overpressure limits	110 % FS typical, optional external relief valves are available
Voltage supply	
Power input requirements	100-120 or 200-240 VAC, 50-60Hz, 24VA max
Switching power supply	Output: 12 VDC, 1.67 A (includes 4 region specific plugs adapters)
Permissible ambient conditions	
Storage temperature range	0 to 70 deg C
Operating environment	0 ... 95 % RH (relative humidity, non-condensing)
Operating temperature range	15 ... 40 deg C
Communications	
Remote interface	IEEE 488, RS--232, USB and Ethernet
Command sets	Mensor, WIKA SCPI

CE conformity and certificates	
CE compliance	EN61326-1:2013 electromagnetic compliance EN61010-1:2010 safety/CB scheme
RoHS directive	2011/65/EU, article 4
Calibration	Calibration certificate per ISO/IEC 17025:2005. Accreditation is by the American Association for Laboratory Accreditation (A2LA).

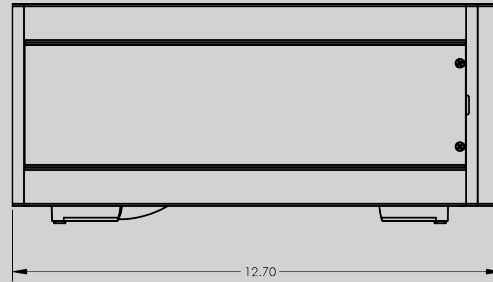
Dimensions in inches

Desk top case

Front view

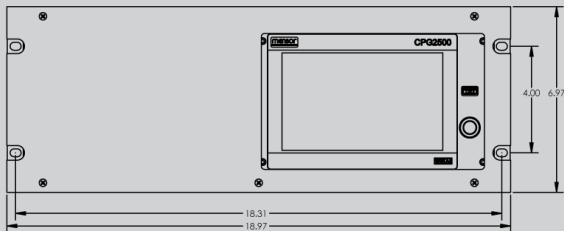


Side view

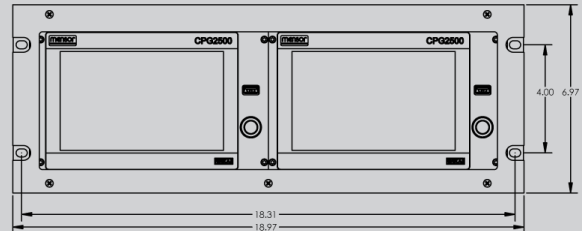


19" rack mount

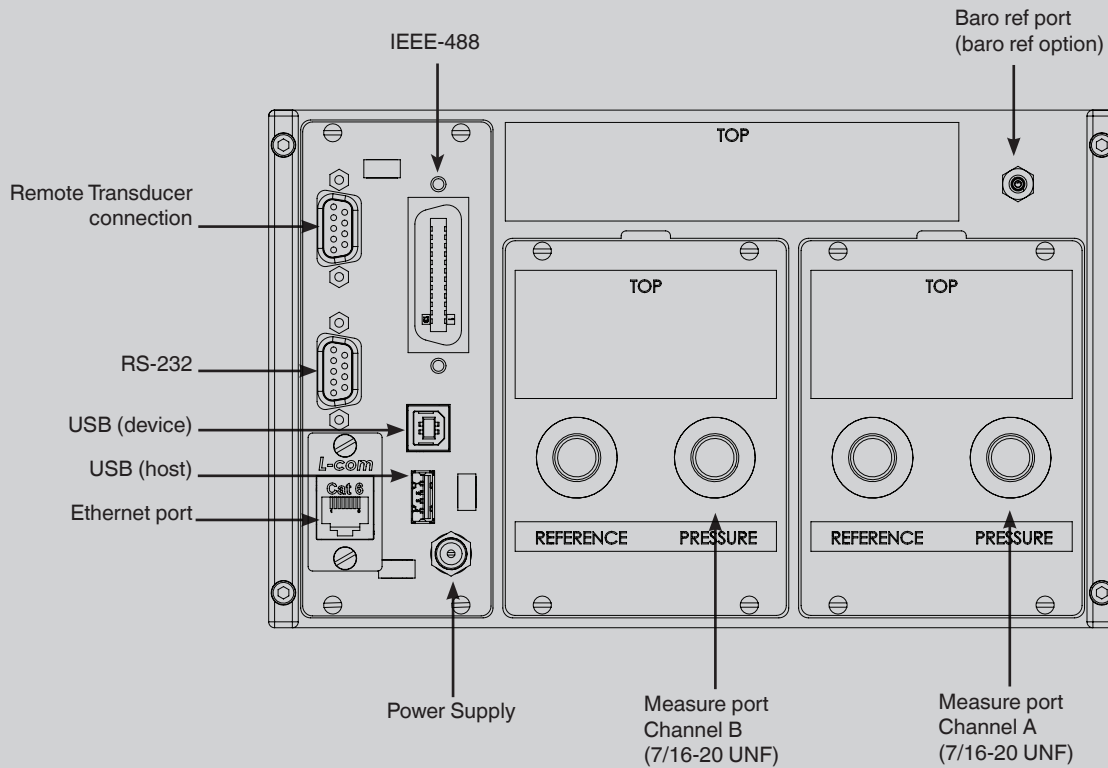
Single mount - Front view



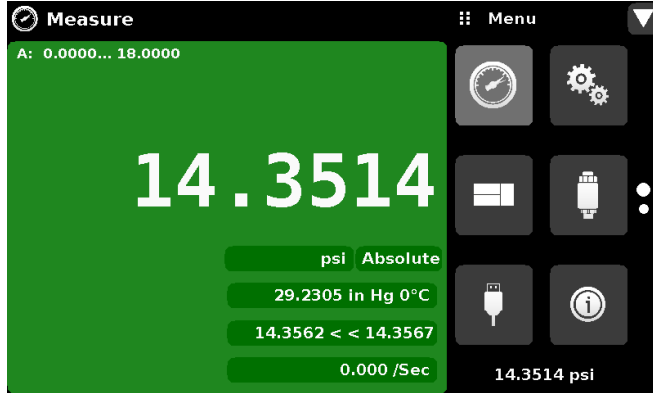
Dual mount - Front view



Rear Panel



Operator Interface

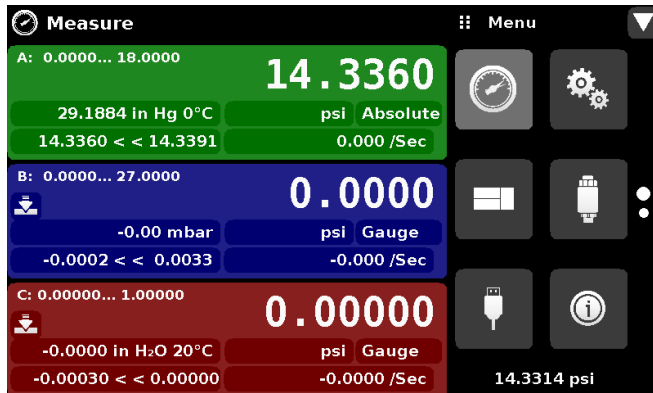


Single frame Channel “A” with auxiliary display of Alternate Units, Peak and Rate. Barometer units set to psi.

← Reading for optional barometer



Dual frame Channel “A” and “B” without auxiliary display of Alternate Units, Peak and Rate. Barometer units set to inHg 0°C.




Triple frame Channel “A”, “B” and “Remote” with auxiliary display of Alternate Units, Peak and Rate, plus Zero button displayed. Barometer units set to psi.

Local Operation:

The intuitive operator interface of the CPG2500 provides visibility of one, two or three channels, each with, or without the auxiliary display of “Alternate Units”, “Peak”, and/or “Rate”. Readings from the optional barometer can also be displayed in the lower right hand corner. Pressure units for each channel and the barometer can be selected from a list of 38 metric and imperial units. The setup “apps” are continuously visible for fast configuration for various applications.

Remote Operation:

Remote control of the CPG2500 is achieved through the use of the IEEE-488, RS-232, Ethernet or USB communication interface.



Transducer versatility

One or two transducers can be chosen from the list provided in the “Transducers” section of the specifications on page 3. In addition, a remote transducer range (Max Range ≤ 6015 psi) can be chosen from the “Standard Range” section. Remote transducers are Mensor CPT6100 or CPT6180 models set to communicate via RS-232 with a baud rate that can be chosen from four selectable baud rates.

All internal transducers are removable and interchangeable. Simply remove the 4 slotted screws on the rear panel, slide the transducer out and remove the communication cable. An optional removable internal barometric reference can also be ordered.

All CPG2500 transducers can be calibrated while in the instrument using the instrument firmware. They can also be calibrated externally with an optional communication / power cable, calibration sled (needed for barometer only) and remote calibration software.



Removable / Replaceable Transducer



Remote Transducer



Removable / Replaceable Barometric Reference

Application



Precision Pressure Indicator CPG2500

Communication
RS-232



CPT6100 or CPT6180 Remote Transducer

Communication

RS-232
IEEE-488
USB
Ethernet



Remote communication to PC

There are a variety of applications for the CPG2500:

- Transfer standard to verify the accuracy of field or factory transducers, digital or dial pressure gauges
- Laboratory pressure standard
- High accuracy pressure indicator
- Differential pressure indication, for verification or calibration
- Precision barometer
- Component in an OEM application that requires pressure indication and precision pressure output
- Precision flow meter pressure monitoring
- Leak testing
- Remote indication of pressure in manufacturing processes

WIKA-CAL calibration software

Easy and fast creation of a high-quality calibration certificate

The WIKA-CAL calibration software is used for generating calibration certificates or logger protocols for pressure measuring instruments and is available as a demo version for a cost-free download.

A template helps the user and guides him through the creation process of a document.

In order to switch from the demo version to a full version of the respective template, a USB key with the template has to be purchased.

The pre-installed demo version automatically changes to the selected full version when the USB key is inserted and is available as long as the USB key is connected to the computer.



- Creation of calibration certificates for mechanical and electronic pressure measuring instruments
- Fully automatic calibration with pressure controllers
- Calibration of gauge pressure measuring instruments with absolute pressure references and vice versa
- A calibration assistant guides you through the calibration
- Automatic generation of the calibration steps
- Generation of 3.1 certificates per DIN EN 10204
- Creation of logger protocols
- User-friendly interface
- Languages: German, English, Italian and more due with software updates

For further information see data sheet CT 95.10

Calibration certificates can be created with the Cal-Template and logger protocols can be created with the Log-Template.



Cal Demo

Generation of calibration certificates limited to 2 measuring points, with automatic initiation of pressures via a pressure controller.



Cal Light

Generation of calibration certificates with no limitations on measuring points, without automatic initiation of pressures via a pressure controller.



Cal

Generation of calibration certificates with no limitations on measuring points, with automatic initiation of pressures via a pressure controller.





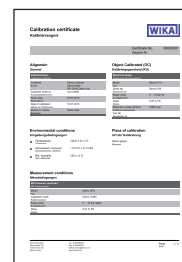
Log Demo

Creation of data logger test reports, limited to 5 measured values.



Log

Creation of data logger test reports without limiting the measured values.



Scope of delivery

- Precision Pressure Indicator CPG2500
- Switching power supply with 5 ft / 1.5 m power cord
- Operating instructions
- ISO/IEC 17025:2005, A2LA accredited calibration certificate

Accessories

- Robust transport case
- Pressure adapters
- Interface cable
- WIKA-CAL calibration software
- Barometer calibration sled

Options

- DKD/DAkkS calibration certificate
- 19" rack mount kits
- Second internal sensor
- External pressure sensor (CPT6100 or CPT6180)
- Barometric reference
- Analog output
- Single range barometer
- Pressure relief valve kit (up to 6000 psi (400 bar))

Ordering information

Model / Case type / Reference pressure sensor channel A / Reference pressure sensor channel B / External pressure sensor connection cable / Barometric reference / Type of certificate for barometric reference / Additional ordering information

© 2015 WIKA Alexander Wiegand SE & Co. KG, all rights reserved.
The specifications given in this document represent the state of engineering at the time of publishing.
We reserve the right to make modifications to the specifications and materials.



Mensor

201 Barnes Drive
San Marcos, TX 78666
Tel. (512) 396-4200
Fax (512) 396-1820
sales@mensor.com
www.mensor.com