

# MJ/MJH-SERIES

## PULSE METER



### APPLICATIONS

Cooling tower chemical control

Industrial water treatment

Deduct metering

Pump Pacing

### Features

- Dry top multi-jet design
- Tolerates low quality water
- Simple pulse output
- Cold or hot water models

**MJ-Series meters** use the multi-jet principle, which has been an internationally-accepted standard for many years. This type of meter is known for its wide range, simplicity, and accuracy in low-quality water. Seametrics offers cold or hot water models. The impeller is centered in a ring of jets, with inlet jets on one level and outlet jets on another. A gear train drives the register totalizer dials. For pulse output, one of the pointers is replaced by a magnet, which is detected by an encapsulated sensor attached to the outside of the lens. Pulse rate is determined by the dial on which the magnet is placed, and by the number of sensors (single or double).

Changing the pulse rate requires no special tools and can be done in the field. Mechanically, all MJ-Series meters are the same. The difference among \*MJE/MJHE, \*MJR/MJHR and \*MJT/MJHT meters is in the sensor. MJE/MJHE meters use a solid-state, long-lasting Hall-effect sensor, which requires power. It is suited for use with Seametrics controls and metering pumps (LMI for instance) that have sensor power. MJR/MJHR meters use a two-wire reed switch. They provide a dry contact closure and do not require power. MJT/MJHT meters totalize only and do not have a sensor.


**\*Note on Nomenclature:** Meter names that include "H" are hot water models. Without the "H" = cold water models.

**Contact your Supplier**



**FEATURES**

Available in cold or hot water models



Either MJE/MJHE or MJR/MJHR sensor fastens to lens without removing top

Calibration plug seal wire for tamper evidence

Cast bronze body

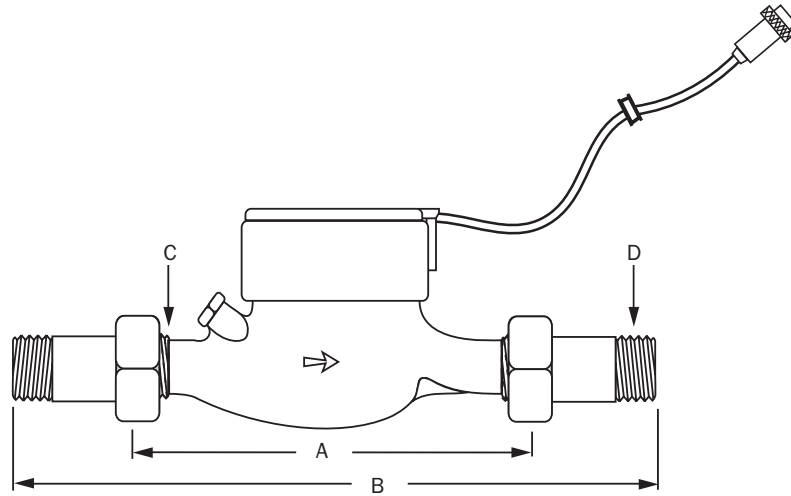
Union end couplings for easy service

**SPECIFICATIONS\***

<b>Power</b>	6 mA at 12 Vdc (MJE/MJHE only)				
<b>Temperature Model</b>	Cold water	105° F (40° C) max			
	Hot Water	194° F (90° C) max			
<b>Pressure</b>	150 psi operating				
<b>Materials</b>	Body	Cast bronze, epoxy powder coated inside and out			
	Internals	Engineered thermoplastic			
	Magnet	Alnico			
<b>Accuracy</b>	+/- 1.5% of reading				
<b>Pulse Output</b>		<b>MJE/MJHE</b>	<b>MJR/MJHR</b>	<b>MJT/MJHT</b>	
	Sensor	Hall-effect device	Reed switch	Totalizer only	
	Max Current	20 mA+	20mA	n/a	
	Max Voltage	24 Vdc	24 Vdc or Vac	n/a	
<b>Cable Length</b>	12' (4 m) standard (2000' maximum run)				
<b>Flow Rates (GPM)</b>		<b>3/4"</b>	<b>1"</b>	<b>1-1/2"</b>	<b>2"</b>
	Minimum	0.22	0.44	0.88	1.98
	Maximum	22	52	88	132

\*Specifications subject to change • Please consult our website for current data ([www.seametrics.com](http://www.seametrics.com)).

**DIMENSIONS**



	3/4"	1"	1-1/2"	2"
<b>A</b> (body)	7-1/2"	10-1/4"	11-3/4"	11-3/4"
<b>B</b> (w/couplings)	11-5/8"	15"	17"	17-5/8"
<b>C</b> (IPS thread)	1"	1-1/4"	2"	2-1/2"
<b>D</b> (NPT thread)	3/4"	1"	1-1/2"	2"

**PULSE RATES**

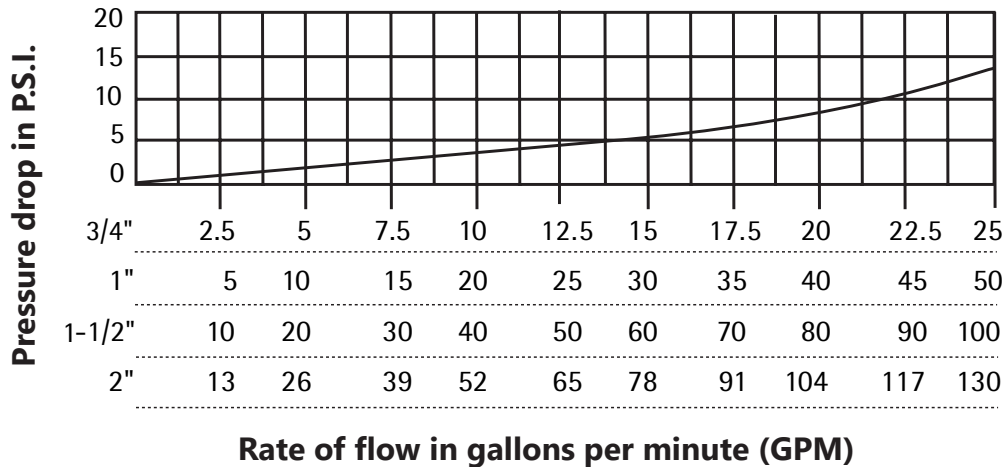
	3/4"	1"	1 1/2"	2"
<b>Pulses per Gallon</b>	20* 10 4† 2* 1	4† 2* 1	4† 2* 1	4† 2* 1
<b>Gallons per Pulse</b>	1 5* 10 50* 100	1 5* 10 50* 100	1 5* 10 50* 100	1 5* 10 50* 100
<b>Cubic Feet per Pulse</b>	1 5* 10	1 5* 10	1 5* 10	1 5* 10
<b>Pulses per Cubic Meter</b>	1 10 100	1 10 100	1 10 100	1 10 100
<b>Liters per Pulse</b>	1 10 100	1 10 100	1 10 100	1 10 100

\*MJR/MJHR dual reed switch meters only  
†MJR/MJHR single reed switch meters only

**FLOW RATES (GPM)**

	3/4"	1"	1-1/2"	2"
<b>Minimum</b>	0.22	0.44	0.88	1.98
<b>Maximum</b>	22	52	88	132

**PRESSURE DROP CURVE**



**HOW TO ORDER**

MODEL	SIZE	PULSE RATE	OPTIONS
Cold water, Reed switch = <b>MJR</b> Cold water, Hall-effect sensor = <b>MJE</b> Cold water, Totalizer only = <b>MJT</b>  Hot water, Reed switch = <b>MJHR</b> Hot water, Hall-effect sensor = <b>MJHE</b> Hot water, Totalizer only = <b>MJHT</b>	3/4" = <b>-075</b> 1" = <b>-100</b> 1-1/2" = <b>-150</b> 2" = <b>-200</b>	†*20 Pulse/Gal = <b>20P</b> †10 Pulse/Gal = <b>10P</b> *4 Pulse/Gal = <b>4P</b> *2 Pulse/Gal = <b>2P</b> 1 Gal/Pulse = <b>1G</b> *5 Gal/Pulse = <b>5G</b> 10 Gal/Pulse = <b>10G</b> *50 Gal/Pulse = <b>50G</b> 100 Gal/Pulse = <b>100G</b> 1 CF/Pulse = <b>1CF</b> *5 CF/P = <b>5CF</b> 10 CF/P = <b>10CF</b> 1 CM/P = <b>1CM</b> 10 CM/P = <b>10CM</b> 100 CM/P = <b>100CM</b>  1L/P = 1L 10 L/P = 10L 100 L/P = 100L	LMI 4-pin pump connector = <b>-06</b> Seametrics 3- pin control connector = <b>-07</b> LMI 5-pin pump connector = <b>-106</b>
		†3/4" Only *MJR/MJHR Meters Only	
<p><b>ACCESSORIES</b></p>			
Pulse splitter = <b>PS40</b> Pulse timer = <b>PT35</b>			

**CONTACT YOUR SUPPLIER**