

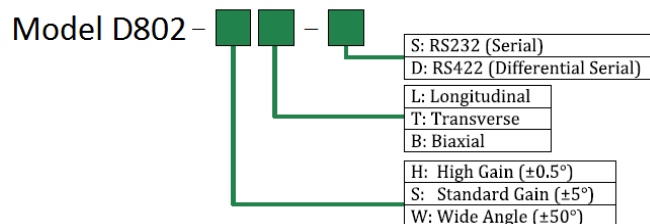
Model D802 DeepWater Digital Tiltmeter

The model D802 Deepwater is a high-precision submersible tiltmeter for use in marine, offshore, and deep ocean applications. Using an absolute gravity referenced electrolytic sensor, the D802 delivers superior measurement accuracy with virtually no long-term drift. High-gain units are sensitive to <math><0.0017\text{ mm/m}</math> or better. Output is RS232 or RS422. All units are rated to +2500m waterproof for advanced protection from the elements. Use the D802 "Deepwater" for structural monitoring, angle measurement and control, platform leveling, and more.



	DeepWater Digital (Standard)	DeepWater Digital (Wide Angle)
Angular Range	$\pm 5^\circ$	$\pm 60^\circ$
Resolution	0.002 degrees	0.02 degree
Repeatability	0.002 degree	0.02 degree
Temperature Coef.	0.001 degree/ $^\circ\text{C}$ typical	0.01 degree/ $^\circ\text{C}$ typical
Channels	X-tilt, Y-tilt, Temperature	
Non-Linearity	0.1% of full span or better	
Time Constant	0.15 second	
Output	RS232 or RS485	
Baud Rate	9600 (default), 19200, 28800, 57600, 115200, 230400	
Output Format	NMEA XDR, Trimble TCM, Ashtec compatible, Simple (default: X, Y, Temp., S/N)	
Power	7 to 25 VDC @ 27 mA, 250 mV peak-to-peak ripple maximum, reverse polarity protected	
Environmental	-25 $^\circ$ to +70 $^\circ\text{C}$ operational, -30 $^\circ$ to +100 $^\circ\text{C}$ storage. 3500 psi (~250 bars)	
Mounting	Four no. 10 stainless steel mounting screws.	
Materials	316 stainless steel	
Connector	6-pin neoprene, wet-mateable	
Size & Weight	152 x 102 x 89 mm (6 x 4 x 3.5 inches), 5 kg (11 lb)	

Ordering Code:

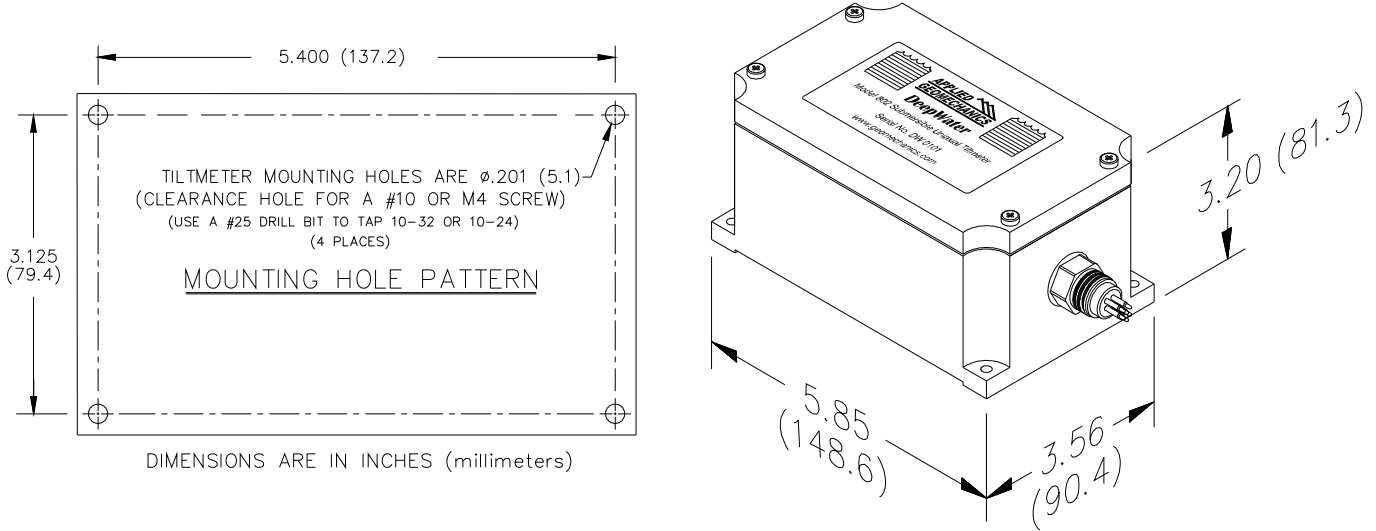


Wiring/Pin-out:

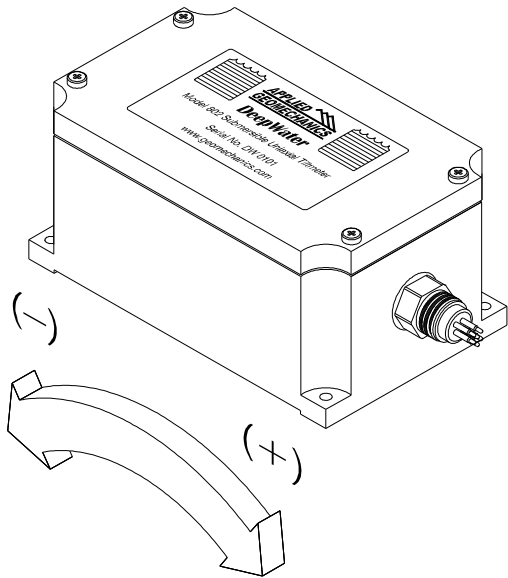
Pin	Wire Color	Function	RS485 Function
1	Black	Ground	Ground
2	White	Not used	TX-
3	Red	Power	Power
4	Green	RX	TX+
5	Yellow (Orange)	Not Used	RX-
6	Blue	TX	RX+

Model D802 DeepWater Digital Tiltmeter

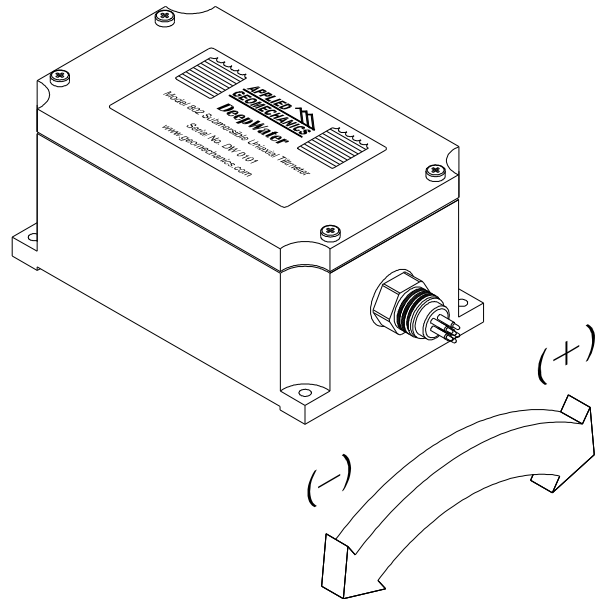
Dimensions:



Axis Configuration:



LONGITUDINAL
CONFIGURATION



TRANSVERSE
CONFIGURATION