

Signet 2540 Stainless Steel High Performance Paddlewheel Flow Sensor



Standard Sensor



Hot-Tap Sensor

The Signet 2540 Paddlewheel Flow Sensor offers the strength and corrosion resistance of stainless steel for liquid applications with low velocity measurements. Unique internal circuitry eliminates the need for magnets in the process fluid, enabling flow measurement of 0.1 to 6 m/s (0.3 to 20 ft/s) while maintaining the advantages of insertion sensor design. Ultraflon 500C bearings and Tungsten Carbide pin provide exceptional wear resistance.

The Signet 2540 offers field replaceable electronics and transient voltage suppression (TVS) to provide greater immunity to large voltage disturbances (i.e. lightning) sometimes encountered in field wiring. Sensors can be installed in DN40 to DN600 (1½ to 24 inch) pipes using the 1½ inch or ISO 7/1-R 1.5 threaded process connection.

The sensors are also offered in a hot-tap configuration with a bleed valve service without process shutdown in pipes up to DN900 (36 in.). Both styles of sensors must be used in full pipes and can be used in low pressure systems.

Features

- Operating range 0.1 to 6 m/s (0.3 to 20 ft/s)
- Field replaceable electronics
- Non-magnetic RF detection
- Standard NPT or ISO process connections
- Hot-tap versions for installation/service without system shutdown
- For pipe sizes up to DN900 (36 in.)
- Adjustable sensor - one size for entire pipe range
- 7.6 m (25 ft) cable



Applications

- HVAC
- Turf Irrigation
- Cooling Systems
- Filtration Systems
- Water Distribution
- Leak Detection
- Pump Protection
- Clarified Effluent Totalization
- Ground Water Remediation
- Gravity Feed Line

Specifications

General			
Operating Range	0.1 to 6 m/s	0.3 to 20 ft/s	
Pipe Size Range	Standard Version	DN40 to DN600	1½ to 24 in.
	Hot-Tap Version	DN40 to DN900	1½ to 36 in.
Sensor Fitting Options	1½ in. NPT threads	ISO 7/1-R 1.5 threads	
Linearity	±1% of full range		
Repeatability	±0.5% of full range		
Min. Reynolds Number Required	4500		

Wetted Materials	
Body	316 stainless steel (1.4401)
Fitting	316 stainless steel (1.4401)
Fitting O-rings	FPM, optional EPR (EPDM)
Rotor	17-4 SS Alloy
Rotor Pin	Tungsten Carbide GRP 1 (standard) stainless steel (optional)
Retainers (2)	316 stainless steel (1.4401)
Rotor Bearings (2)	Carbon fiber reinforced PTFE

Electrical	
Frequency	15 Hz per ft/s nominal
Power	5 to 24 VDC ±10%, regulated, 1.5 mA max.
Output Type	Open collector, sinking, max 10.0 mA
Cable Length	7.6 m (25 ft), can be extended up to 300 m (1,000 ft)
Cable Type	2-conductor twisted-pair with shield, 22 AWG

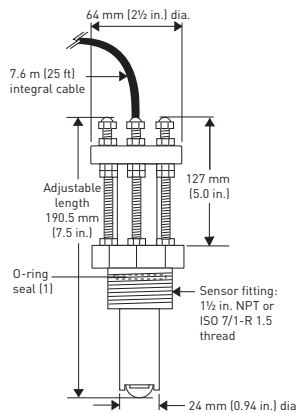
Max. Temperature/Pressure Rating		
Sensor with standard FPM sensor fitting O-rings	17 bar @ 82 °C	250 psi @ 180 °F
Sensor with optional EPR (EPDM) sensor fitting O-rings	17 bar @ 100 °C	250 psi @ 212 °F
Operating Temperature	-18 °C to 100 °C	0 °F to 212 °F

Shipping Weight			
	3-2540-1/-2/-1S/-2S	1.79 kg	3.9 lb
	3-2540-3/-4/-3S/-4S	2.15 kg	4.7 lb

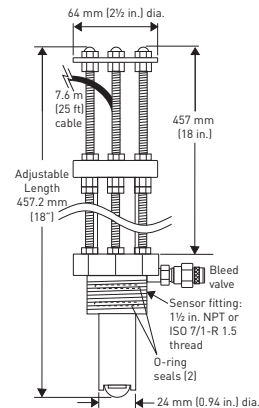
Standards and Approvals	
	CE, FCC
	RoHS compliant, China RoHS
	Manufactured under ISO 9001 for Quality and ISO 14001 for Environmental Management and OHSAS 18001 for Occupational Health and Safety

Dimensions

2540 High Performance Flow Sensor for 1½ to 24 in. pipes

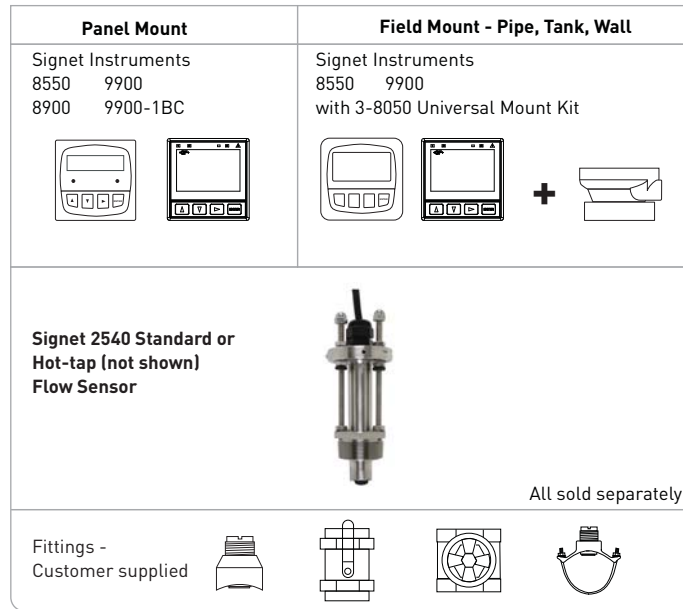


2540 Hot-Tap for 1½ to 36 in. pipes



See Temperature and Pressure graphs for more information.

System Overview



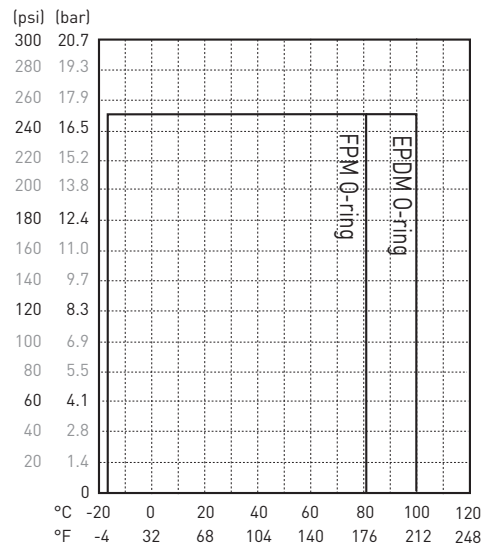
Application Tips

- For systems with components of more than one material, the maximum temperature/pressure specification must always be referenced to the component with the lowest rating.
- Use the Conduit Adapter Kit to protect the cable-to-sensor connection when used in outdoor environments.
- Sensor electronics can be easily replaced by 3-2541.260-1 or 3-2541.260-2.

Operating Temperature/Pressure Graphs

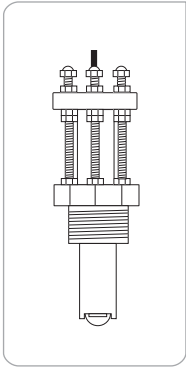
Note:

The pressure/temperature graphs are specifically for the Signet sensor. During system design the specifications of all components must be considered. In the case of a metal piping system, a plastic sensor will reduce the system specification. When using a PVDF sensor in a PVC piping system, the fitting will reduce the system specification.



Please refer to Wiring, Installation, and Accessories sections for more information.

Ordering Information



Mfr. Part No.	Code	Mounting Option	Rotor Pin Material
Stainless Steel High Performance flow sensor with removable electronics			
3-2540-1	198 840 035	1½ inch NPT thread	Tungsten Carbide
3-2540-2	198 840 036	1½ inch ISO thread	Tungsten Carbide
3-2540-3	198 840 037	1½ inch NPT thread, Hot-Tap design*	Tungsten Carbide
3-2540-4	198 840 038	1½ inch ISO thread, Hot-Tap design*	Tungsten Carbide
3-2540-1S	159 001 501	1½ inch NPT thread	316 Stainless Steel
3-2540-2S	159 001 502	1½ inch ISO thread	316 Stainless Steel
3-2540-3S	159 001 503	1½ inch NPT thread, Hot-Tap design*	316 Stainless Steel
3-2540-4S	159 001 504	1½ inch ISO thread, Hot-Tap design*	316 Stainless Steel

*Must use 3-1500.663 Hot-Tap installation tool (ordered separately)

Ordering Notes

Installation fittings and Hot-Tap valves are customer supplied.

Accessories and Replacement Parts

Mfr. Part No.	Code	Description
3-1500.663	198 820 008	Hot-Tap Installation Tool (see Installation for more info)
1220-0021	198 801 186	O-ring, FPM (2 required per sensor)
1224-0021	198 820 006	O-ring, EPR (EPDM) (2 required per sensor)
1228-0021	198 820 007	O-ring, FFPM (2 required per sensor)
3-2540.320	198 820 040	Rotor kit, 2540 PEEK Bearing (old version)
3-2540.321	159 000 623	Rotor kit, 2540 Tungsten Carbide Pin (new version since January 1, 2000)
3-2540.322	159 000 864	Rotor kit, stainless steel pin and rotor
P52504-3	159 000 866	Rotor pin, Tungsten Carbide
P52504-4	159 000 867	Rotor pin, 316 SS
P52503	198 820 013	Bearing, carbon reinforced PTFE
P52527	159 000 481	Retainers, SS (1.4401)
3-2541.260-1	159 000 849	Standard replacement electronics module
3-2541.260-2	159 000 850	Hot-Tap replacement electronics module
5523-0222	159 000 392	Cable (per foot), 2 cond. w/shield, 22 AWG
P51589	159 000 476	Conduit adapter kit
P31934	159 000 466	Conduit cap

3-2540.099 Rev C (4/13)

© Georg Fischer Signet LLC

3401 Aero Jet Avenue, El Monte, CA 91731-2882 U.S.A. • Tel. (626) 571-2770 • Fax (626) 573-2057 • www.gfsignet.com • e-mail: signet.ps@georgfischer.com
 Specifications subject to change without notice. All rights reserved. All corporate names and trademarks stated herein are the property of their respective companies.