

GC55 Pressure Transducer

FEATURES

- Bright LED display of pressure and switch status
- All SS wetted parts
- Internal “push-button” configurability allows quick user pressure range changes or relay adjustments
- External “push-button” allows user to display P1, P2 or DP without opening cover

TYPICAL USES

- Tank level pressure measurement
- Pump controls
- Compressor control
- Filter monitoring
- HVAC Hydronic cooling/heating systems

PERFORMANCE SPECIFICATIONS

Reference Temperature:	75°F (24°C)
Analog Output:	4-20 mA or 1-5 Vdc
Accuracy:	±0.5% of span Includes linearity, hysteresis and repeatability
Response Time:	20ms
Output Resolution:	±0.2% of span
Stability:	±0.5%/year
Pressure Switch Output:	
Number of Contacts:	2
Response Time:	20ms-2.0sec (by user)
Type:	TTL/CMOS up to 40 Vdc / 200 mA
Setting Accuracy:	±1.0% of span
Hysteresis:	Variable deadband (by user)
Display:	
Accuracy:	±1.0% of span
Type:	3½ digits, 10mm LED

ENVIRONMENTAL SPECIFICATIONS

Temperature Limits:	Storage: -4°F to 140°F (-20°C to 60°C)
	Operating: 14°F to 122°F (-10°C to 50°C)
	Compensated: 14°F to 122°F (-10°C to 50°C)

Thermal Coefficients: Zero & Span: ±0.05% of span/°C (ref. 75°F (24°C))

FUNCTIONAL SPECIFICATIONS

Static (Line) Pressure

Pressure Range:	Proof:	Proof:
75 to ≤300 psi	2 X Range (URL)	10 X Range (URL)

Single Side (Differential)

Pressure Range:	Proof:	Proof:
75 to ≤300 psi	2 X Range (URL)	10 X Range (URL)



GC55
Pressure Transducer



KEY BENEFITS

- Robust aluminum die cast housing
- Two sensor design well suited for high DP ranges
- Min./Max. feature records, low/high pressure events
- Two polysilicon thin film sensors to achieve wet-wet, high differential pressure measurements
- Monitors/controls a wide variety of wet/dry media

Vibration: 5g's 150Hz

Shock Effect: 10g's 16ms

Static (Line) Pressure Effects: None

ELECTRICAL SPECIFICATIONS

Output Signal (Current): 4-20 mA (3 Wire): 15-27 Vdc 80 mA

Output Signal (Voltage): 1-5 Vdc (3 wire): 11-27 Vdc 60 mA

Rangeability/ Adjustment: Zero: -5% to 105% of span
Span: -5% to 105% of span (Accuracy based upon F.S. (URL) value)

Switch Contacts: (2) Photo MOS relay outputs; Load 200 mA (Max.), 40 Vdc; Hysteresis (variable)

GC55 Pressure Transducer

PHYSICAL SPECIFICATIONS

Weight:	Approx. 1.0 lb
Environmental Rating:	IP66
Mounting:	(2) 5.2mm mounting holes
Pressure Connection:	1/8 NPT Female
Electrical Connection Size:	1/2 NPT Female Conduit Cable Gland (Cable diameters 0.16" to 0.63")

WETTED MATERIAL

Diaphragm	Process Connection	Media Compatibility
17-4PH SS	304 SS	Fluids and gases compatible with 304 SS (sensor housing) and 17-4PH SS (sensor diaphragm)

NON-WETTED

Enclosure
Aluminum

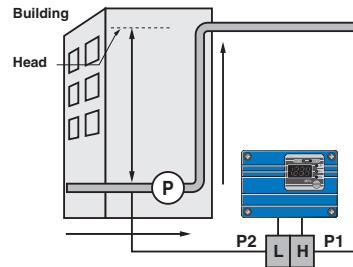
OPTIONAL FEATURES

Calibration Report: 9 point NIST traceable calibration report

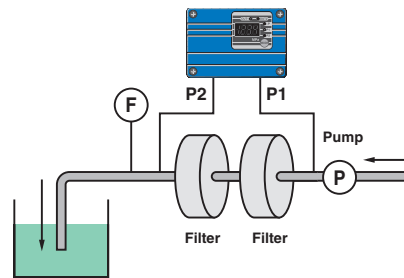
TWO POLYSILICON THIN FILM SENSORS

Fully welded assembly of all SS with high overpressure capability makes the GC55 ideal for fluid pump systems in applications such as:

- Level measurement in large size and/or pressurized tanks
- Pump monitoring of building hydronic heating and cooling systems



- Filter monitoring in water purification or hydraulic systems



ORDERING CODE

Example:

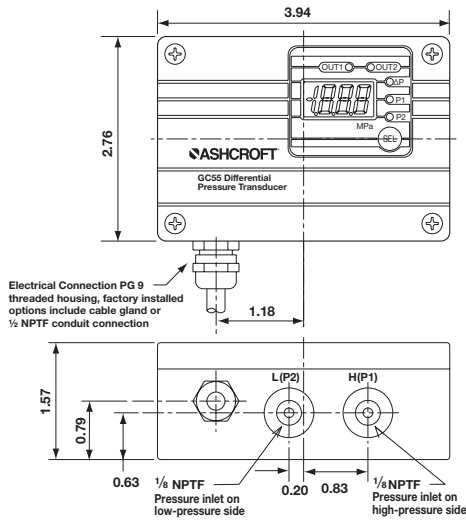
GC55 7 F01 15 CG 75# -XRH

Model	GC55 - wet/wet indicating differential transducer w/ switch outputs	GC55					
Accuracy	7 - ±0.5% of span	7					
Pressure Fitting	F01 - 1/8 NPT Female		F01				
Output Signal	15 - 1-5 Vdc 42 - 4-20 mA			15			
Electrical Connection	CG - Cable gland CD - 1/2 NPT Female conduit				CG		
Pressure Range Differential	75# - 75 psi 100# - 100 psi 150# - 150 psi 250# - 250 psi 300# - 300 psi					75#	
Option (if including an option(s) must include an "X")	RH - 9 pt. NIST traceable calibration certificate						X_ RH

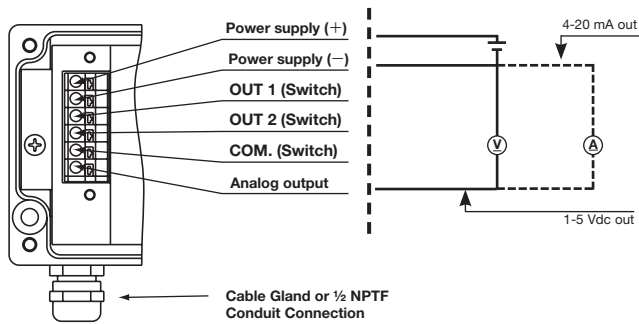
GC55 Pressure Transducer

DIMENSIONS in [] are millimeters

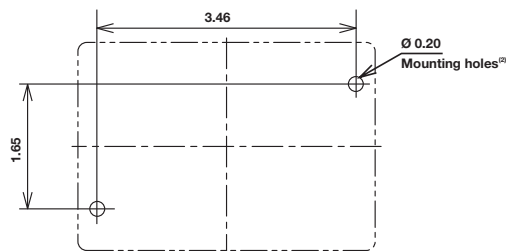
For reference only, consult Ashcroft for specific dimensional drawings



ELECTRICAL CONNECTIONS



MOUNTING DIMENSIONS



Note:
(2) Mounting holes through back of enclosure, accessible with cover removed.