

# Manual Supplement

Manual Title: 830 Users  
USB Number: 4473175  
Print Date: July 2014  
Revision/Date:

Supplement Issue: **3**  
Issue Date: 1/17  
Page Count: 3

---

---

This supplement contains information necessary to ensure the accuracy of the above manual.

## Change #1, 67548, 67550

On page 2, following the second **Warning** add:

- **Remove the batteries if the Product is not used for an extended period of time or stored in temperatures above 50 °C. If the batteries are not removed, battery leakage can damage the Product.**

On page 7, replace Figure 3-1, with:



Figure 3-1. Laser safety warning

On page 10, in the **Maintenance** section, add the following after the **Caution**:

### **Warning**

**To prevent possible electrical shock, fire, or personal injury:**

- **Do not short the battery terminals together.**
- **Do not keep cells or batteries in a container where the terminals can be shorted.**
- **Do not disassemble or crush battery cells and battery packs.**
- **Batteries contain hazardous chemicals that can cause burns or explode. If exposure to chemicals occurs, clean with water and get medical aid.**
- **Do not put battery cells and battery packs near heat or fire. Do not put in sunlight.**

### ⚠ Warning

For safe operation and maintenance of the product:

- Repair the Product before use if the battery leaks.
- Be sure that the battery polarity is correct to prevent battery leakage.
- Use only Fluke approved power adapters to charge the battery.

On page 19, replace **Figure 4-4**, and add the following **Caution**:

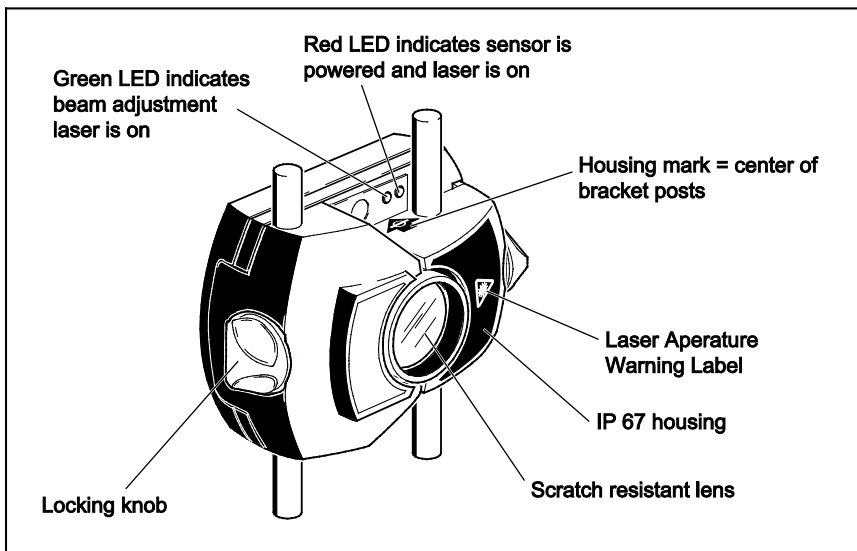


Figure 4-4. Parts of sensor

### ⚠ Caution

To prevent damage to the sensor, do not drop. The sensor requires recalibration from service center if dropped. A faulty sensor significantly affects the diagnostic accuracy.

On page 134, in the Laser section, replace Wavelength with:


Wavelength: 670 nm  $\pm$ 10 nm (red, visible)

On page 135, **Radio Frequency Emissions**, change:

From:	Particulars	IEC CISPR 11: Group 1, Class A
To:	Particulars	IEC CISPR 11: Group 1, Class B

## Change #2, 95, 541

On page 3, in the **Symbols** table, replace the CSA with:

	Certified by CSA Group to North American safety standards.
---	--


On page 135, under **Safety** replace, Electrical with:

Electrical      IEC 61010-1, Pollution Degree 2

## Change #3, 386

On the Cover, add the **(BC) Symbol**.

On page 3, add the following to the **Symbols** table:

	Conforms to the Appliance Efficiency Regulation (California Code of Regulations, Title 20, Sections 1601 through 1608), for small battery charging systems.
---	---