

FLUKE®

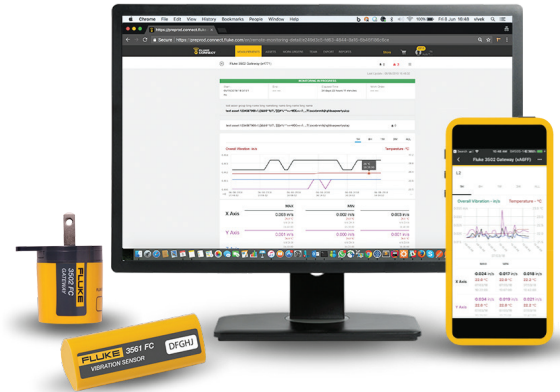
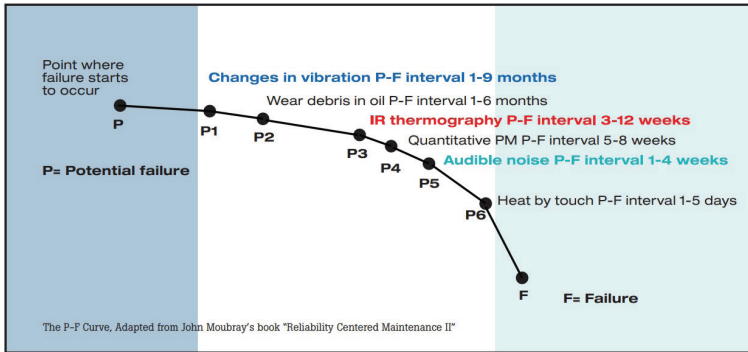
3561 FC Vibration Sensor

Vibration monitoring system offering a frontline vibration screening and remote monitoring solution



The Value of Vibration

Vibration data informs maintenance teams of issues early enough for them to decide how to respond to the issue before the equipment is severely impacted – reducing capability, energy waste, and even catastrophic failure.

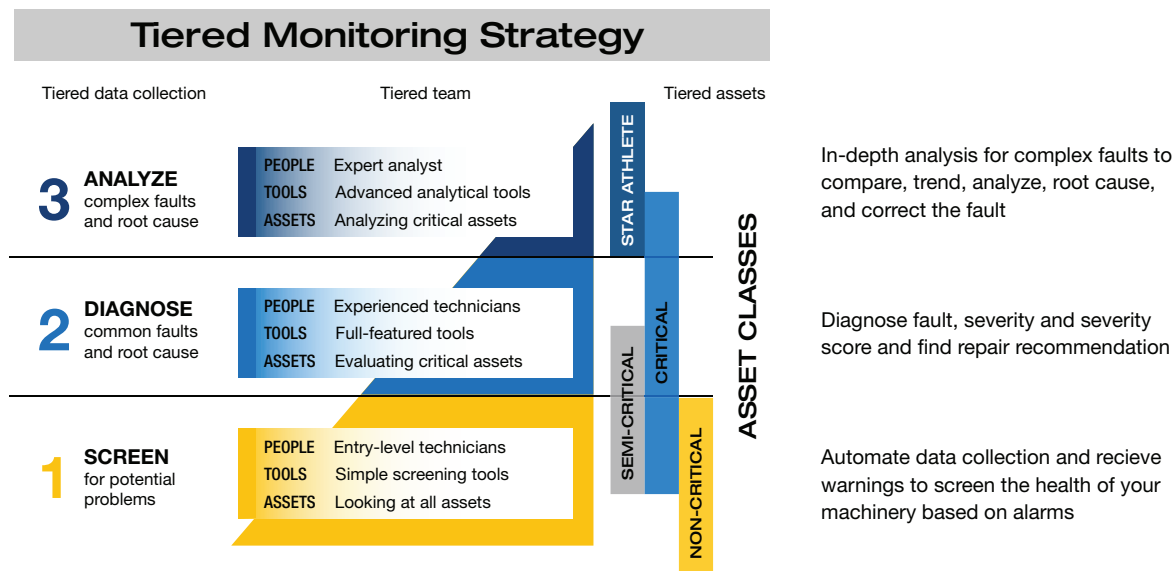


Remote Vibration Monitoring

Screening for vibration in assets reduces the high cost of expert analysis. Reserve third-party expertise for star athlete equipment and use sensors to screen for potential problems on noncritical, semicritical and critical machinery.

Maintenance teams view real-time information and trend historical data to predict a problem before it occurs. Users analyze triaxial vibration and temperature data over time to discern when assets need repairs and when they don't.

Team members automatically receive alarms when machinery experiences conditional changes.



Screening, diagnosing, and analyzing are all forms of vibration monitoring. Vibration screening offers the greatest initial value by providing a simple scalable solution to extend asset coverage, reduce routes and minimize labor costs.

3561 FC Vibration Sensor

The Fluke 3561 FC Vibration Sensor is the ultimate time-saver.

Maintenance teams can install the new vibration sensor in under an hour, allowing Fluke Connect™ Condition Monitoring (FCCM) software to grade asset health. FCCM software includes vibration standards for 37 machine categories. Increase uptime by viewing trends and receiving alarms on your smart device or computer within seconds of an abnormality.

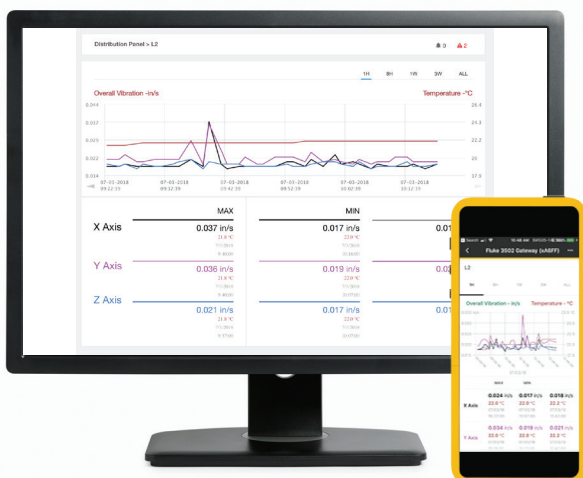
Sensors capture 24/7 vibration data, enabling your team to avoid unnecessary or dangerous routes, decrease downtime and increase reliability.

Hardware

- Small size fits almost anywhere
- Leave in hard-to-reach and hazardous areas
- Frequency Range: 10 to 1,000 hertz
- Three-year battery life

Software

- View vibration and temperature data on graphs or in time-boxed scaling
- Receive notification alarms on smart devices when assets experience conditional changes, also viewable in computer web app



Common use cases:**Remote Monitoring**

Adding sensors to assets in distant locations saves time and money. Rather than driving out to remote sites to take manual measurements, maintenance teams can view data on a single screen from anywhere, at any time.

Safety

Taking measurements during asset operation is dangerous. Installing sensors on machinery allows teams to take measurements while equipment is running.

Reducing Routes

Maintenance teams miss taking measurements on assets because of the large number of routes or other emergencies. Place sensors on machines and capture automatically aggregated data.

