

# Cables

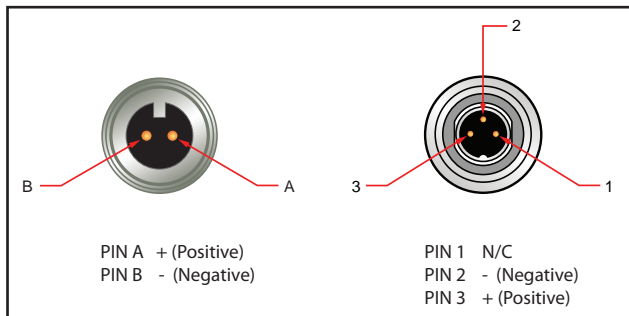
Flo-tech offers a complete selection of mating cables to complete your hydraulic measurement system.

To select the appropriate cable for your application, refer to the Connecting Cable Charts shown below and on the next page.

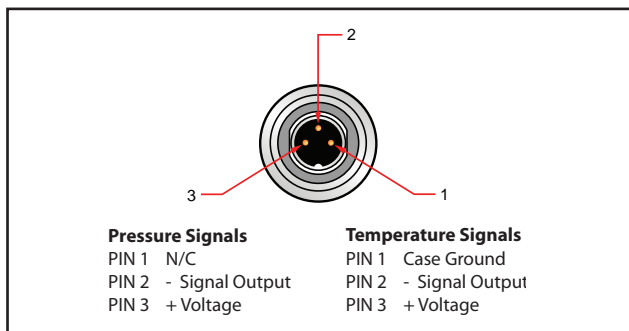


Sensor Model		Connecting Cable	Connecting Ends	Signal Amplifier	Digital Display
FREQUENCY	FSC-375	<b>F2832-6, 6 ft or F2832-15, 15 ft</b>	MS female to tinned leads	F5140 K-Factor Scaler	F6600 / F6650 Series
	FSC-500	<b>F2832-6, 6 ft or F2832-15, 15 ft</b>	2-Pin (MS) female to tinned leads	—	F6600 / F6650 Series or HB2800 Series
	FSC-750				
	FSC-1000				
	FSC-1005				
	FSB-1250				
	FSB-1500				
	FSD-1250				
	FSD-1500				
	FSD-2000				
	F6202-F / F6222-F	<b>F6234-6, 6 ft or F6234-15, 15 ft</b>	3-Pin female to tinned leads	F5140 K-Factor Scaler	F6600 / F6650 Series or HB2800 Series
	F6204-F / F6224-F	<b>F6234-6, 6 ft or F6234-15, 15 ft</b>	3-Pin female to tinned leads	—	F6600 / F6650 Series
	F6206-F / F6226-F				
	F6208-F / F6228-F				
ANALOG	FSC-375 with IFC	<b>F6557-6, 6 ft or F6557-15, 15 ft</b>	5-Pin female to tinned leads	—	F6700 / F6750 Series
	FSC-500 with IFC				
	FSC-750 with IFC				
	FSC-1000 with IFC				
	FSC-1005 with IFC				
	FSB-1250 with IFC				
	FSB-1500 with IFC				
	FSD-1250 with IFC				
	FSD-1500 with IFC				
	FSD-2000 with IFC				
	F6202-AI / F6222-AI F6202-AV / F6222-AV	<b>F6557-6, 6 ft or F6557-15, 15 ft</b>	5-Pin female to tinned leads	—	F6700 / F6750 Series
	F6204-AI / F6224-AI F6204-AV / F6224-AV				
	F6206-AI / F6226-AI F6206-AV / F6226-AV				
	F6208-AI / F6228-AI F6208-AV / F6228-AV				
	F6301-X (Pressure Sensors)	<b>F6234-6, 6 ft or F6234-15, 15 ft</b>	3-Pin female to tinned leads	—	F6700 / F6750 Series
F6310 (Temperature Sensor)	<b>F6234-6, 6 ft or F6234-15, 15 ft</b>	3-Pin female to tinned leads	—	F6700 / F6750 Series	

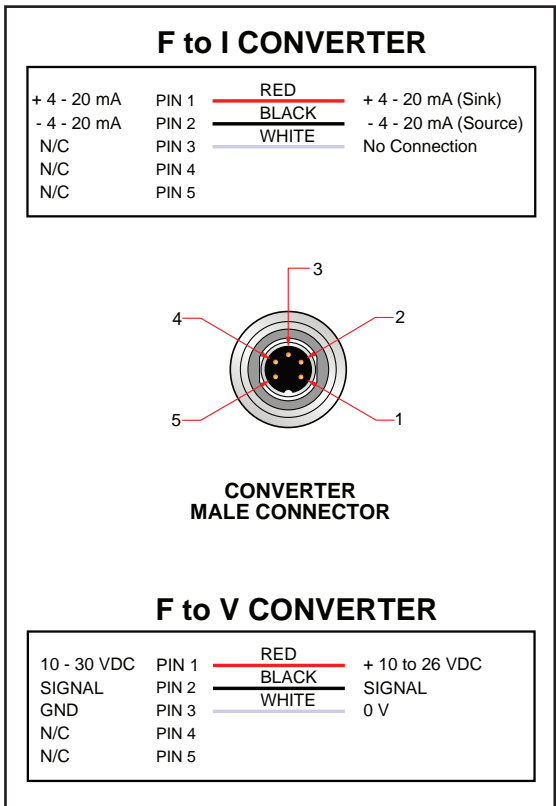
## 2-Pin (MS) and 3 Pin Connectors for Frequency Flow Signals



## 3-Pin Connectors for Analog Pressure and Temperature Signals



## 5-Pin Connector for Analog Flow Signals



Sensor Model		Connecting Cable	Connecting Ends	Signal Amplifier	Digital Display
<b>FREQUENCY</b>	F6150-F	<b>F2832-6, 6 ft or F2832-15, 15 ft</b>	2-Pin (MS) female to tinned leads	—	F6600 / F6650 Series or HB2800 Series
	F6153-F				
	F6156-F				
	F6159-F				
	F6161-F				
	F6163-F				
	F6165-F				
	F6167-F				
<b>ANALOG</b>	F6150-I and F6150-V	<b>F6557-6, 6 ft or F6557-15, 15 ft</b>	5-Pin female to tinned leads	—	F6700 / F6750 Series
	F6153-I and F6153-V				
	F6156-I and F6156-V				
	F6159-I and F6159-V				
	F6161-I and F6161-V				
	F6163-I and F6163-V				
	F6165-I and F6165-V				
	F6167-I and F6167-V				
	F6301-X (Pressure Sensors)	<b>F6234-6, 6 ft or F6234-15, 15 ft</b>	3-Pin female to tinned leads	—	F6700 / F6750 Series
	F6310 (Temperature Sensor)	<b>F6234-6, 6 ft or F6234-15, 15 ft</b>	3-Pin female to tinned leads	—	F6700 / F6750 Series