



—
your partner
in sensor
technology.

+ Datasheet EE360

High-End Moisture in Oil Sensor



EE360

High-End Moisture in Oil Sensor

EE360 is dedicated for reliable monitoring of lubrication, hydraulic and insulation oils as well as diesel fuel. In addition to highly accurate measurement of water activity (aw) and temperature (T), EE360 calculates the absolute water content (x) in ppm.

Measurement Performance

The EE360 employs high-end E+E humidity sensing elements manufactured in state-of-the-art thin film technology, which are the prerequisite for outstanding measurement accuracy.

Process Connection

The sensing probe can be employed up to 180 °C (356 °F), 20 bar (290 psi) and is available with either ISO or NPT slide fitting, which allows for variable immersion depth. Using the optional ball valve, the probe can be mounted or removed even without process interruption.

Enclosure

The EE360 features an IP65/NEMA 4X polycarbonate or stainless steel enclosure which facilitates installation and maintenance. The enclosure can accommodate a 100 - 240 V AC supply unit or various extension modules.

Display and Outputs

The measured data is available on two analogue outputs, on the RS485 (Modbus RTU) or Ethernet-PoE (Modbus TCP) interface and on the alarm (relay) outputs.

The TFT colour display shows up to four measurands simultaneously and offers extensive setup and diagnosis features. The data logging function saves up to 20 000 measured values for each physical quantity. The logged data can be displayed graphically directly on the device or easily downloaded via the USB interface.

Configurable and Adjustable

The configuration and adjustment of the EE360 can be performed either using the display and the push buttons or with the free E+E PCS10 Product Configuration Software via the USB interface.



EE360 with stainless steel enclosure



EE360 with polycarbonate enclosure

Features

3.5" TFT colour display

- Shows up to 4 measurands simultaneously
- Layout and measurands freely selectable
- Data logger for 20 000 values per measurand
- Logged data shown graphically
- Diagnosis functions
- Intuitive device setup with push buttons

Enclosure


- IP65/NEMA 4X protection rating
- Polycarbonate or stainless steel
- Easy mounting and service
- Screws secured in cover

USB service interface

- Download logged data
- Perform configuration, adjustment and firmware update
- 4 status LEDs

Outputs

- 2 analogue outputs current/voltage
- Error indication according NAMUR
- Modbus RTU/Modbus TCP
- 2 alarm outputs
- Configurable via display or software



Ball valve set

- Probe mounting and removal without process interruption

Probe

- Oil temperature -40...+180 °C (-40...+356 °F)
- Pressure tight up to 20 bar (290 psi)
- ISO or NPT process connection
- Pluggable probe option

Inspection certificate

According to DIN EN 10204-3.1

Features

Water activity a_w / Water content x

The moisture in oil can be expressed in absolute or relative terms.

Water activity a_w is the relative measure for moisture in oil. It represents the ratio between the actual amount of dissolved water and the maximum possible amount of dissolved water in the oil at a certain temperature. Independently of the oil type, the water activity shows how close to saturation is the oil at any moment in time.

- $a_w = 0$ indicates completely dry oil
- $a_w = 1$ indicates fully saturated oil

EE360 measures directly the water activity.

Water content x is an absolute measure equal to the amount of water in the oil. The water content is measured in ppm (parts per million) and is independent from the oil temperature. For assessing how far is the oil from saturation, x must be regarded together with T .

EE360 calculates x out of the measured a_w and T values. The calculation is oil dependent and requires a set of oil specific parameters.

Sensor Leads Protection

In certain applications, the oil can become corrosive over time, for example due to continuous contamination of lubricating oils by salt water in the maritime environment. In such demanding applications, the E+E proprietary protection of the sensing element leads can significantly extend the service life of the sensor.

Accredited Traceable Calibration Certificate



Internationally recognised certificates for the calibration of measuring instruments from accredited laboratories document the traceability of the measurements to the International System of Units (SI). The E+E Elektronik calibration laboratory offers two levels of traceable calibrations.

- As a Designated Institute (DI) of the Republic of Austria, the E+E calibration laboratory maintains Austria's national measurement standards for humidity, dew point temperature, air velocity and CO_2 . This authorises the E+E calibration laboratory to issue calibration certificates at the level of a National Metrological Institute (NMI).
- The E+E calibration laboratory is accredited by Akkreditierung Austria in accordance with DIN EN ISO/IEC 17025 with the identification number 0608. This allows the laboratory to issue ISO 17025 certificates for the measurands humidity, temperature, dew point temperature, air velocity, flow, pressure and CO_2 .

Visit www.eplusecal.com for detailed information on calibration and to enquire a certificate of accredited traceable calibration for the EE360 from the Designated Institute / E+E Elektronik calibration laboratory.

ISO 9001 Calibration Certificate

An ISO 9001 calibration certificate documents the comparative measurement of a device against high quality reference equipment (factory level standard). The comparison is performed in accordance with internal procedures that comply with ISO 9001 and provides information on the specimen's measuring accuracy. The reference equipment is traceable to national standards, however, the calibration process is not accredited. Therefore, an ISO 9001 calibration is neither traceable nor internationally comparable.


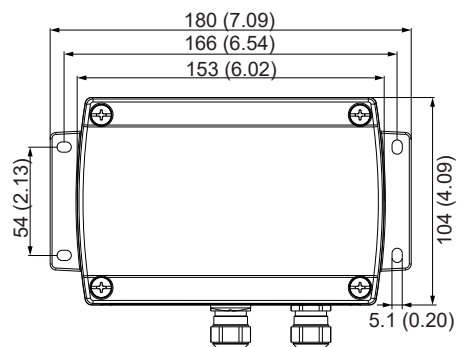
Visit www.epluse.com for detailed information on calibration and to enquire an ISO 9001 calibration certificate.

Dimensions

Values in mm (inch)

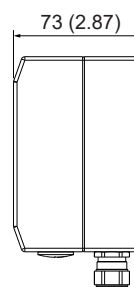
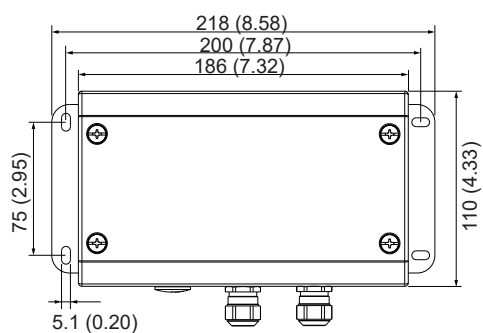
Enclosure

Polycarbonate



Enclosure

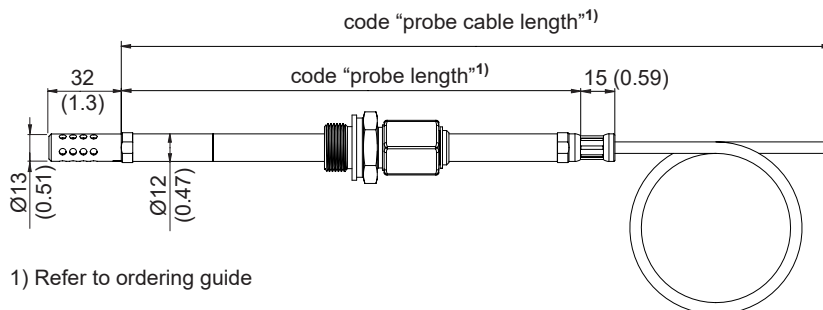
Stainless steel



Dimensions


Values in mm (inch)

Probe



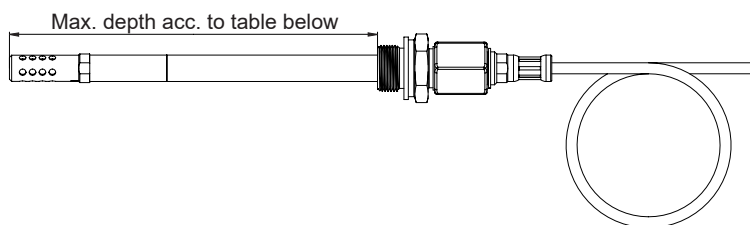
Probe

Minimum insertion depth



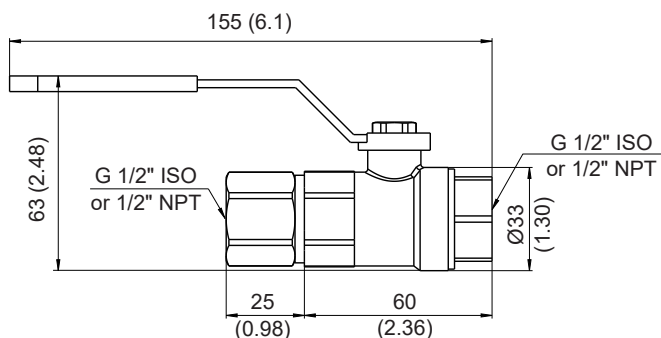
Probe

Maximum insertion depth



Ball valve set G 1/2" ISO or NPT

Probe length [mm (inch)]	Max. insertion depth [mm (inch)]
100 (2.5)	64 (3.9)
200 (6.5)	164 (7.9)
400 (14.3)	364 (15.8)
600 (22.2)	564 (23.6)
800 (30.1)	764 (31.59)
1000 (38.0)	964 (39.4)



Technical Data

Measurands

Water Activity (aw) / Water Content (x)

Measuring range	0...1 aw 0...100000 ppm; actual range depends on the oil type, for non-mineral transformer oil, specific solubility parameters are needed (ppm output is valid in the range 0...100 °C (32...212 °F))		
Accuracy ¹⁾ -15...+40 °C (5...+104 °F) -15...+40 °C (5...+104 °F) -25...+70 °C (-13...+158 °F) -40...+180 °C (-40...+356 °F)	(0...0.9 aw) (0.9...1 aw)	±(0.013 + 0.3%*mv) aw ±0.023 aw ±(0.014 + 1%*mv) aw ±(0.015 + 1.5%*mv) aw	mv = measured value
Temperature dependency of electronics, typ.	±0.0001 aw/°C (±5.6 * 10 ⁻⁵ aw/°F)		
Response time t ₉₀ , typ. @ 20 °C (68 °F) in still oil	10 min.		

1) Including hysteresis, non-linearity and repeatability, traceable to intern. standards, administrated by NIST, PTB, BEV...
The accuracy statement includes the uncertainty of the factory calibration with an enhancement factor k=2 (2-times standard deviation).
The accuracy was calculated in accordance with EA-4/02 and with regard to GUM (Guide to the Expression of Uncertainty in Measurement).

Temperature (T)

Probe measuring range	-40...+180 °C (-40...+356 °F)		
Accuracy ¹⁾			
Temperature dependency of electronics, typ.	±0.005 °C/°C (±0.016 °F/°F)		

1) Traceable to international standards, administrated by NIST, PTB, BEV...
The accuracy statement includes the uncertainty of the factory calibration with an enhancement factor k=2 (2-times standard deviation).
The accuracy was calculated in accordance with EA-4/02 and with regard to GUM (Guide to the Expression of Uncertainty in Measurement).

Outputs

Analogue




Two analogue outputs freely selectable and scalable	0 - 1 / 5 / 10 V 4 - 20 mA 3-wire 0 - 20 mA 3-wire	-1 mA < I _L < 1 mA R _L < 500 Ohm R _L < 500 Ohm	I _L = load current R _L = load resistance
---	--	---	---

Digital

Digital interface	RS485 (EE360 = 1 unit load)		
Protocol Factory settings Supported Baud rates Measured data types	Option J3	Modbus RTU 9600 Baud, parity even, 1 stop bit, Modbus address 231 300, 600, 1200, 2400, 4800, 9600, 19200, 38400, 57600 and 76800 FLOAT32 and INT16	
Protocol	Option J4	Ethernet-PoE Modbus TCP	

Technical Data

General

Power supply class III  USA & Canada: Class 2 supply necessary, max. voltage 30 V DC	8 - 35 V DC 12 - 30 V AC 100 - 240 V AC, 50/60 Hz with Option AM3 ¹⁾
Current consumption , typ. @ 24 V DC/AC for 2 voltage outputs for 2 current outputs additional for display additional for Ethernet	15 mA and 40 mA _{rms} 35 mA and 100 mA _{rms} 50 mA and 150 mA _{rms} 30 mA and 90 mA _{rms}
Electrical connection	Screw terminals max. 1.5 mm ² (AWG 16)
Cable glands for polycarbonate enclosure for metal enclosure	M16x1.5, for cable Ø3 - 7 mm (0.12 - 0.28") M16x1.5, for cable Ø4.5 - 10 mm (0.18 - 0.39")
Pressure working range with pressure-tight probe	0.01...20 bar (0.15...300 psi)
Temperature range Operation Storage	-40...+60 °C (-40...+140 °F) without display -20...+50 °C (-4...+122 °F) with display
Material Probe Enclosure	Stainless steel 1.4404 (AISI 316L) PC (Polycarbonate), UL94-V0 approved Stainless steel 1.4404 (AISI 316L)
Protection rating	IP65/NEMA 4X
Electromagnetic compatibility	EN 61326-1 EN 61326-2-3 Industrial environment FCC Part15 Class A ICES-003 Class A
Conformity	 
Two alarm outputs, with option AM2¹⁾	Changeover contact 250 V AC / 6 A 28 V DC / 6 A
Configuration software	E+E PCS10 Product Configuration Software Free download from www.epluse.com/pcs10

1) Degree of pollution 2, overvoltage category II, altitude up to 3000 m (9843 ft).

Ordering Guide

	Feature	Description	Code
Hardware Configuration			EE360-
	Enclosure material	PC (Polycarbonate)	No code
		Stainless steel	HS2
	Filter	Stainless steel, for flow <1 m/s (<3.3 ft/s)	No code
		Stainless steel, for flow >1 m/s (>3.3 ft/s)	F18
	Probe Cable Length (incl. probe length)	2 m (6.6 ft)	No code
		5 m (16.4 ft)	K5
		10 m (32.8 ft)	K10
		20 m (65.6 ft)	K20
	Probe length	100 mm (3.94")	L100
		200 mm (7.87")	No code
		400 mm (15.75")	L400
		600 mm (23.62")	L600
		800 mm (31.50")	L800
	Process connection	1000 mm (39.37")	L1000
		G 1/2" ISO - slide fitting, Ø13 mm (0.51")	No code
	Electrical connection	1/2" NPT - slide fitting, Ø13 mm (0.51")	PA25
Cable glands		No code	
Optional features	1 x plug for power supply and outputs	E4	
	1 x cable gland and 1 plug for Modbus RTU (requires option J3)	E5	
	2 x plugs for power supply + outputs and Modbus RTU (requires option J3)	E6	
	3 x plugs for power supply + outputs and Modbus RTU (requires option J3) ¹⁾	E12	
Optional features	3.5" TFT display with integrated data logger	D2	
	RS485 module - Modbus RTU	J3	
	Ethernet module - Modbus TCP ¹⁾²⁾	J4	
	Pluggable probe ¹⁾	PC4	
	Sensing element protection (Sensor leads protection)	C2	
	Alarm outputs (Relay module with cable glands) ²⁾	AM2	
	Integrated power supply (100 - 240 V AC, 50/60 Hz), with connector ²⁾³⁾	AM3	
Setup (Analogue) Outputs	Output 1 measurand	Water activity aw [1]	No code
		Water content x [ppm]	MA70
		Temperature T [°C]	MA1
		Temperature T [°F]	MA2
	Output signal 1 ⁴⁾	0 - 1 V	GA1
		0 - 5 V	GA2
		0 - 10 V	GA3
		0 - 20 mA	GA5
		4 - 20 mA	GA6
	Output 1 scaling low	0	No code
		Value	SALValue
	Output 1 scaling high	1	No code
		Value	SAHValue
	Output 2 measurand	Temperature T [°C]	No code
		Temperature T [°F]	MB2
		Water activity aw [1]	MB67
		Water content x [ppm]	MB70
Output signal 2 ⁴⁾	0 - 1 V	GB1	
	0 - 5 V	GB2	
	0 - 10 V	GB3	
	0 - 20 mA	GB5	
	4 - 20 mA	GB6	
Output 2 scaling low	Value	SBLValue	
Output 2 scaling high	Value	SBHValue	
Oil parameterization for water content calculation	Mineral transformer oil	No code	
	Customer specific oil	PPMxxx ⁵⁾	
Accredited Traceable Calibration Certificate in accordance with DIN EN ISO/IEC 17025			see www.eplusecal.com
ISO 9001 Calibration Certificate			see www.epluse.com/iso9001cal

1) Only with polycarbonate enclosure.

2) No combination of alarm output (AM2), Ethernet module (J4) and integrated power supply (AM3) is possible.

3) Integrated power supply includes 2 plugs for power supply and outputs, other plug options are not possible.

4) Both analogue outputs shall be either voltage or current.

5) Procedure for customer specific oil (see table below).

Ordering Guide

5) Procedure for customer specific oil

Option	Description	Code
Oil number is known	Replace the xxx by the corresponding number	
Obtaining new oil parameters via oil analysis	Contact and provide E+E HQ the datasheet of the oil before sending us 2 litres of oil. After determination of the oil specific parameters, the corresponding oil number is available, insert this in place of the xxx .	Oil-ppmcal
Obtaining new oil parameters via saturation curve	Contact and provide E+E HQ the datasheet of the oil together with the saturation curve. After calculation of the oil specific parameters, the corresponding oil number is available, insert this in place of the xxx .	Oil-calc

Order Example

EE360-D2J3GA3GB3SBL-40SBH180

Feature	Code	Description
Enclosure material	No code	PC (Polycarbonate)
Filter	No code	Stainless steel, for flow <1 m/s (<3.3 ft/s)
Probe cable length	No code	2 m (6.6 ft)
Probe length	No code	200 mm (7.87")
Process connection	No code	G 1/2" ISO - slide fitting, Ø13 mm (0.51")
Electrical connection	No code	Cable glands
Optional features	D2 J3	3.5" TFT display with integrated data logger RS485 module - Modbus RTU
Output 1 measurand	No code	Water activity aw [1]
Output 1 signal	GA3	0 - 10 V
Output 1 scaling low	No code	0
Output 1 scaling high	No code	1
Output 2 measurand	No code	Temperature T [°C]
Output 2 signal	GB3	0 - 10 V
Output 2 scaling low	SBL-40	-40
Output 2 scaling high	SBH180	180

Oil-ppmcal

Contact and provide E+E HQ the datasheet of the oil before sending us 2 litres of oil.

Accessories

For further information see datasheet [Accessories](#).

Description	Code
PCS10 Product Configuration Software (Free download: www.epluse.com/pcs10)	PCS10
Bracket for DIN rail mounting ¹⁾	HA010203
Humidity calibration kit	see data sheet Humidity calibration kit
Ball valve G 1/2" ISO	HA050101
Ball valve 1/2" NPT	HA050104

1) For polycarbonate enclosure only. Two pieces are necessary for each EE360.



Company Headquarters &
Production Site

E+E Elektronik Ges.m.b.H.
Langwiesen 7
4209 Engerwitzdorf | Austria
T +43 7235 605-0
F +43 7235 605-8
info@epluse.com
www.epluse.com

Subsidiaries

E+E Sensor Technology (Shanghai) Co., Ltd.
T +86 21 6117 6129
info@epluse.cn

E+E Elektronik France SARL
T +33 4 74 72 35 82
info.fr@epluse.com

E+E Elektronik Deutschland GmbH
T +49 6171 69411-0
info.de@epluse.com

E+E Elektronik India Private Limited
T +91 990 440 5400
info.in@epluse.com

E+E Elektronik Italia S.r.l.
T +39 02 2707 86 36
info.it@epluse.com

E+E Elektronik Korea Ltd.
T +82 31 732 6050
info.kr@epluse.com

E+E Elektronik Corporation
T +1 847 490 0520
info.us@epluse.com



—
your partner
in sensor
technology.