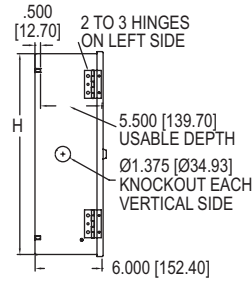

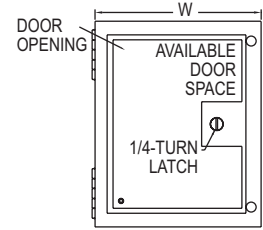


CARBON STEEL ENCLOSURES

Wall Mounted, General Purpose Enclosure, UL Approved



Left side view



Front view

The Series CSE-KN Carbon Steel Enclosures are spot-welded, wall mounted, general purpose enclosures designed to house electrical controls, instruments, and components in general purpose areas. The Series CSE-KN also includes knockouts to allow cords to pass easily into the unit.

FEATURES/BENEFITS

- The door features hinges that allow 180° of rotation for easy instrumentation access
- Quarter turn latch can easily opened or closed with a screwdriver
- Included ground stud for easy electrical grounding
- Mounting holes included on the back of the enclosure allow for versatile mounting and standoffs provide easy installation of optional sub-panels
- Each unit offers optional solid or perforated sub-panel and mounting straps for easy instrument mounting
- The CSE-KN series includes a sub-panel with a 2" x 2" (50.8 mm x 50.8 mm) mounting grid mounted on standoffs and lock with keys

APPLICATIONS

- HVAC indoor applications
- Housing general controls and gages
- Securing instrumentation and avoiding tampering

MODEL CHART		
Mounting Strap* Model	Width in (cm)	Weight lb (kg)
A-CSE-1M-08	7.1 (18)	1 (0.5)
A-CSE-1M-10	9.1 (23)	1 (0.5)
A-CSE-1M-12	11.1 (28)	1 (0.5)
A-CSE-1M-16	15.1 (38)	2 (0.9)
A-CSE-1M-20	19.1 (49)	2 (0.9)
A-CSE-1M-24	23.1 (59)	3 (1.4)

*For additional sizes contact factory.

MODEL CHART							
Enclosure Model	Height in (cm)	Width in (cm)	Depth in (cm)	Weight lb (kg)	Mounting Strap Model	Width in (cm)	Weight lb (kg)
CSE-KN-181606	18 (46)	16 (41)	6 (15)	22 (10)	A-CSE-1M-16	15.1 (38)	2 (0.9)
CSE-KN-242006	24 (61)	20 (51)	6 (15)	35 (16)	A-CSE-1M-20	19.1 (49)	2 (0.9)
CSE-KN-362406	36 (91)	24 (61)	6 (15)	58 (26)	A-CSE-1M-24	23.1 (59)	3 (1.4)

ACCESSORIES	
Model	Description
A-CSE-L	Keylocking wing knob door latch, includes 1 lock and 2 keys
A-CSE-K	Replacement keys, includes 2 keys



A-CSE-L

SPECIFICATIONS	
Materials:	Carbon steel.
Rating:	NEMA 1.
Dimensions:	See chart.
Thickness:	0.060" (1.52 mm) for enclosures <24" wide; 0.075" (1.91 mm) for enclosures ≥ 24" wide; 0.060" (1.52 mm) for perforated sub-panels; 0.075" (1.91 mm) for solid sub-panels; 0.078" (1.98 mm) for mounting straps.
Weight:	See chart.
Agency Approvals:	CSA, cULus. (Meets the technical requirements of EU Directive 2011/65/EU (RoHS II).