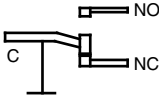
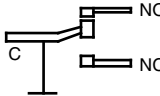
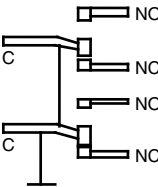
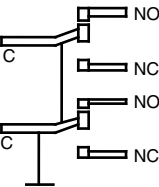
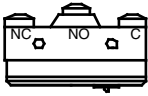
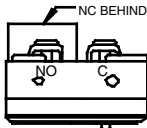
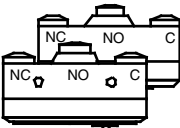
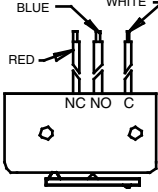
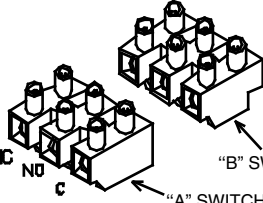


G-Series Wiring Diagram

Switch Element

IT	QTY	PART NO.	DESCRIPTION	MATERIAL	FINISH	DWG. NO.
1	1	-	TERMINAL NOTATION	-	-	70A2075

<p>SINGLE POLE DOUBLE THROW ACTUATES ON INCREASING PRESSURE</p> 	<p>SINGLE POLE DOUBLE THROW RESETS ON DECREASING PRESSURE AFTER INITIAL ACTUATION ON INCREASING PRESSURE</p> 	<p>DOUBLE POLE DOUBLE THROW ACTUATES ON INCREASING PRESSURE</p> 	<p>DOUBLE POLE DOUBLE THROW RESET ON DECREASING PRESSURE AFTER INITIAL ACTUATION ON INCREASING PRESSURE</p> 
<p>LP, LD, LT, GP, GD, GT SWITCH ELEMENTS K, W, C, G, F, Y, N, R, M, H</p> 	<p>LP, LD, LT, GP, GD, GT SWITCH ELEMENTS</p> <p>NC BEHIND INSULATOR</p> 	<p>LP, LD, LT, GP, GD, GT SWITCH ELEMENTS KK, WW, CC, GG, FF, YY, NN, RR, MM, HH AND L SERIES X2C VARIATION</p> 	
<p>IF LEADS ARE ATTACHED TO ANY SWITCH, THEY WILL BE COLOR CODED.</p> <p>C = WHITE NO = BLUE NC = RED</p>	<p>BLUE WHITE RED</p> <p>LP, LD, LT, GP, GD, GT SWITCH ELEMENTS P, J, L DUAL ELEMENTS ARE PP, JJ, LL</p> 	<p>XK3 VARIATION LP, LD, LT, GP, GD, GT SWITCH ELEMENTS KK, WW, CC, GG, FF, YY, NN, RR, MM, HH AND L SERIES X2C VARIATION</p> <p>LP, LD, LT, GP, GD, GT SWITCH ELEMENTS K, W, C, G, F, Y, N, R, M, H (ONLY "A" SWITCH TERMINAL BLOCK IS PROVIDED)</p> 	

SWITCH ELEMENT				G SERIES			WIRING DIAGRAM			LP, LD, LT, GP, GD, GT		
A	A9782	REDRAWN, ADDED XK3 VIEW	GCL	11-22-93	C			S	DRAWN	GCL	11-22-93	
REV	C/N	DESCRIPTION	BY	DATE				CHECKED				
					SCALE			APPROVED			REV	
					-				70A2075		D	