

Web Enabled Modbus Network Controller

Series: RST-5003




The RST-5003 offers affordable remote tank monitoring by taking your 4-20 mA or modbus RS-485 device and posting the readings to a secure website, sending you an email or a text alarm to your cell phone. Connect up to 10 sensors using the RST-5003 Series as the master for an RS-485 network.

Features

- Cost Effective
- Ethernet Port (TCP/IP)
- Connect up to 10 sensors with RS-485 communication
- Backward Compatible with 4-20 mA devices



RST-5003 Series



Performance

- Module Input: 4-20 mA, Modbus RS-485
- Resolution: 12 bit
- Adjustments via internal web page
- Built in volume calculations

Connectivity

- Output:
 - Ethernet TCP/IP to internal web page or APG website
 - 2 isolated Solid State Relays (120 V, 120mA Max)
 Or
 2 inputs that are activated using dry contact closure

Environmental

- Operating Temp.: -40° to 140°F (-40° to 60°C)

Certification

- General Purpose (Pending)

Physical

- Housing: Polymide
- Mounting: 33 mm Din-Rail

Electrical

- Operating Volatge:
 - 48 VDC POE (POE injector or switch required)
 - 24VDC Output (200 mA max. current)
 - Optional 24VDC supply (No POE injector required)
 - 12-24 VDC supply also be used as voltage supply for sensor(s).
- Electrical Connection:
 - RJ-45 Port
 - Terminal block for sensor power, 4-20 mA input, and relay connections



Model Configuration Options

Model Number: RST-5____
A

A. Input/Output Relay Options

Part

- | | | |
|-------------------------------------|--|-------------|
| <input type="checkbox"/> 003 | 4-20 mA input, RS-485 interface, 2 relay outputs | 125793 |
| <input type="checkbox"/> 013 | 4-20 mA input, RS-485 interface, 1 relay output, 1 input | 125793-0010 |
| <input type="checkbox"/> 113 | 4-20 mA input, RS-485 interface, 2 inputs | 125793-0110 |

RST-5003 Accessories

Please order separately, by part number.

Description	Part Number
Ethernet Extension Cables	
7 FT Orange Crossover	136282
7 FT Red Cable	136283-0007
25 FT Red Cable	136283-0025
7 FT Blue Cable	136284-0007
25 FT Blue Cable	136284-0025
POE Power Injector (Power Supply)	
POE Power Injector (Power Supply) 48V 0.42A & Cable	136281-0001
POE Installation Kit - Includes POE power injector and cable - 7 ft Orange Cross over cable & 7 ft Red Ethernet cable	125695
MND-1001 - Remote Display (RS-485)	125739

Tank Cloud

APG

Put Your Tanks In The Cloud

1 Remote Sensors

Connect to any 4-20mA signal or APG Modbus sensor for constant access to your data. Access up to 10 sensors on a single connection.

2 Use the Internet Backbone

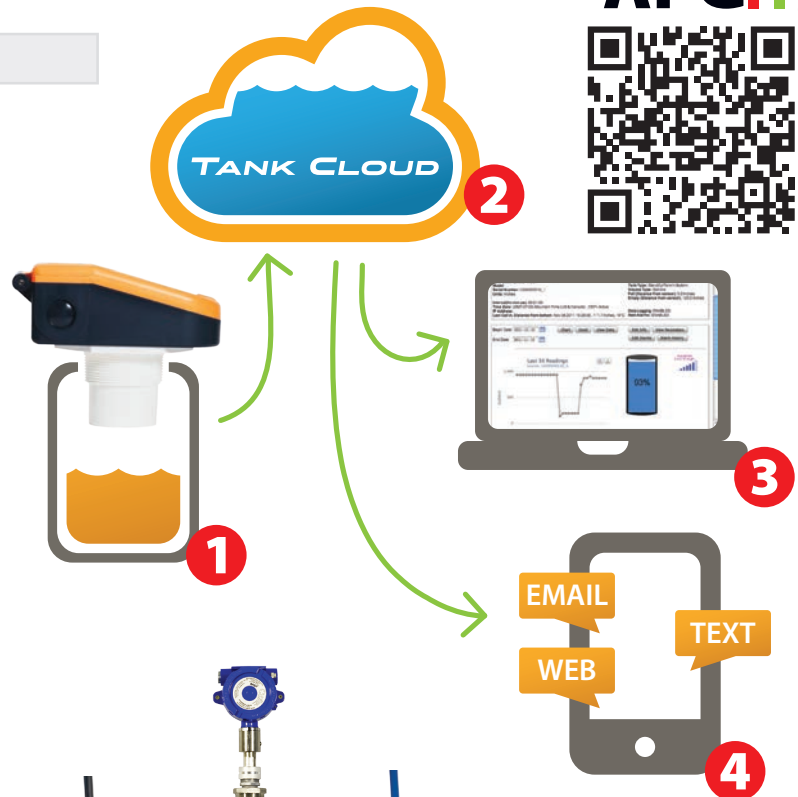
Connect the APG sensor or module to the Internet via landline, radio, cellular, or satellite.

3 View Secure Data 24/7

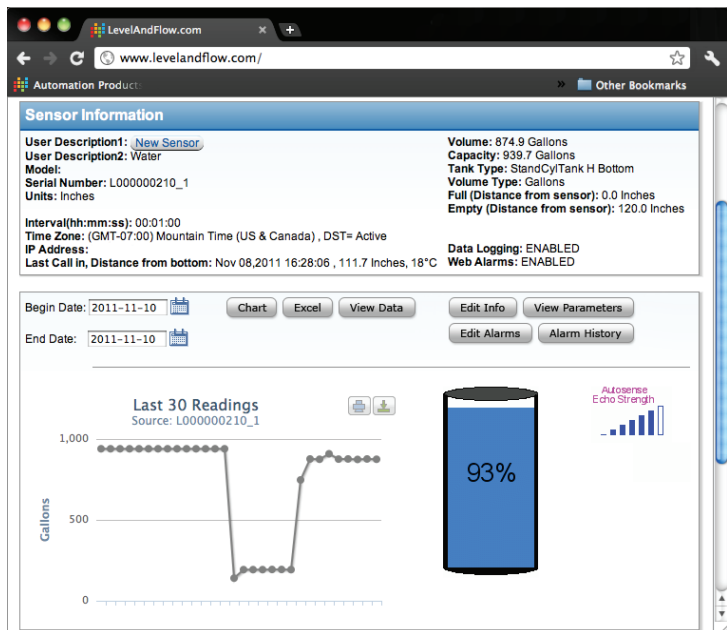
Access sensor data online through our secure portal at levelandflow.com. If the Internet is accessible, so is your information.

4 Stay Up-To-Date

Program custom alarms - receive email and text (sms) message alerts on your computer, mobile phone, or tablet.



The Line-Up:



Online Data Portal

The Tank Cloud data portal, located online at www.levelandflow.com, displays everything you need to know about your measurement.

Here you can:

- View your current and past readings,
- Manage alarms,
- Configure your sensors,
- and Setup user permissions for others in your organization.

Measurements are sorted by location and grouped into sites. Simply select the site you would like to view, and then choose the sensor. Current readings are prominent in the center of the screen.

Contact us today at 888-525-7300 to set-up a demonstration of our sensors and online software. We are excited to show you how it can impact your business.