

Hazardous Location Multi-Point Level Switch Series: FLX



The FLX Magnetic level switch is designed specifically for point level detection of liquids in containers. Available in a wide variety of mounting types, the FLX is appropriate for use in classified flammable liquids. Each FLX is manufactured to the users specifications making it fit to work precisely according to the application requirements.

Features

- CSA-C/US hazardous area rating
- Long switch life
- Durable floats
- Shock resistant construction
- Up to seven switch points



FLX Specifications

Performance

- 7 Switch Points
 Min. distance between levels: 3 in. (76.2 mm)
 Min. distance to first and last floats: 2 in. (50.8 mm)

Environmental

- Operating Temperature:
 14° to 185°F (-10° to 85°C)

Certification

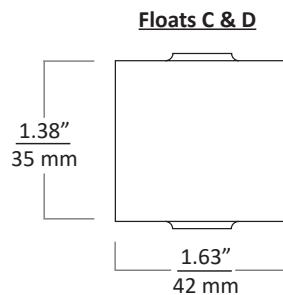
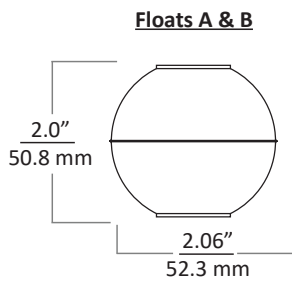
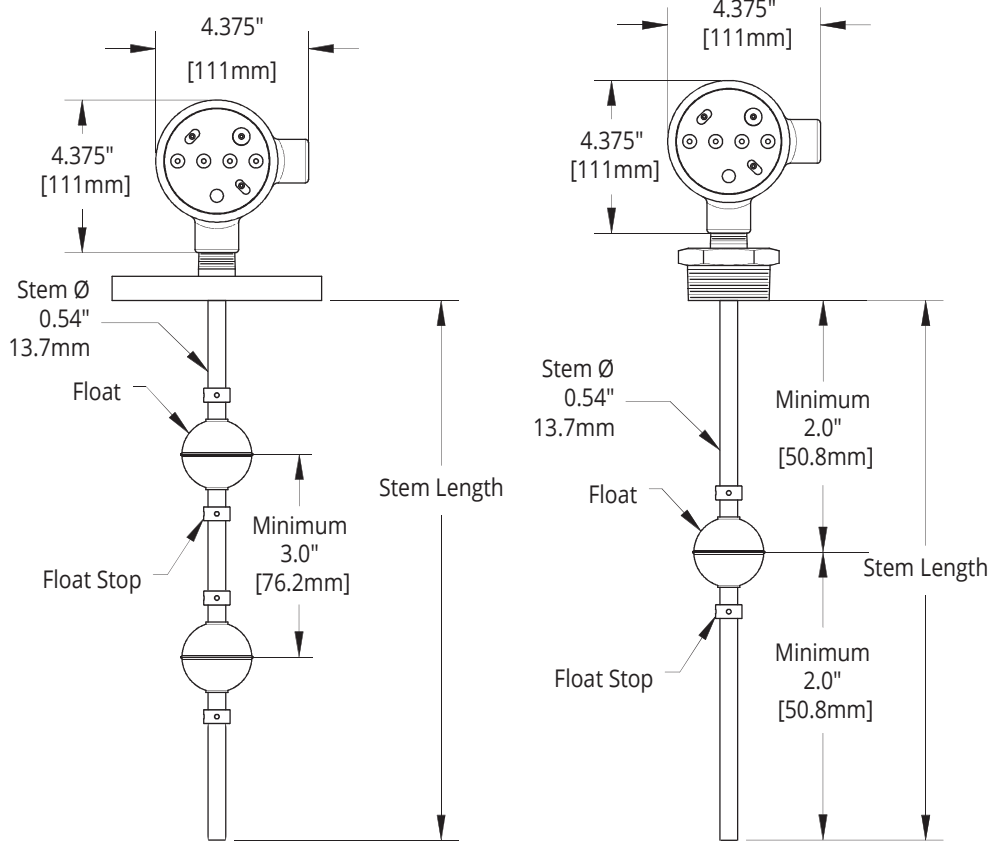
- Class I, Division 1, Groups C & D
- Class I, Division 2, Groups C & D

Electrical

- Switch Rating:
 50 VA, 180 VA
- Max Current:
 0.5 A AC
- Max Voltage:
 220 VAC

Physical

- Stem Length:
 153 in. (3900 mm)
- Cable Entry:
 3/4 in.



Model Configuration Options

Model Number: FLX - - - - -
 A B C D E

A. Mounting Type, Option, and Size

- 0A_*** Flat face ANSI 150# Flange (size=2, 2.5, 3)
- 3SF_*** 3A Sanitary Ferrule (size=2)
- 4T_*** Externally mounted NPT (size=1.5, 2, 2.5, 3)

B. Reed Switch

- A** 50 VA
- C** 180 VA

C. Number of Switch Points

- 1-7** Select the number of switch points required

D. Float Type

- A** 316L SS (2.06 in. diameter), 0.56 specific gravity
- B** 316L SS (2.06 in. diameter), 0.92 specific gravity
- C†** 316L SS (1.63 in. diameter), 0.56 specific gravity
- D†** 316L SS (1.63 in. diameter), 0.92 specific gravity

*Note: Add an 'S' after mount size for Slide Connection
For OAS, add 3.25" to min. distance to first float
For 3SFS, add 2.5" to min. distance to first float
For 4TS, add 4" to min. distance to first float

†Note: For NPT size 1.5, use only floats C and D

E. Probe Length (in.)

- L_** in.

Switch Point Location(s)

(Measured from process connection)

- 1** ___ in. (designate NO or NC position)
- 2** ___ in. (designate NO or NC position)
- 3** ___ in. (designate NO or NC position)
- 4** ___ in. (designate NO or NC position)
- 5** ___ in. (designate NO or NC position)
- 6** ___ in. (designate NO or NC position)
- 7** ___ in. (designate NO or NC position)

