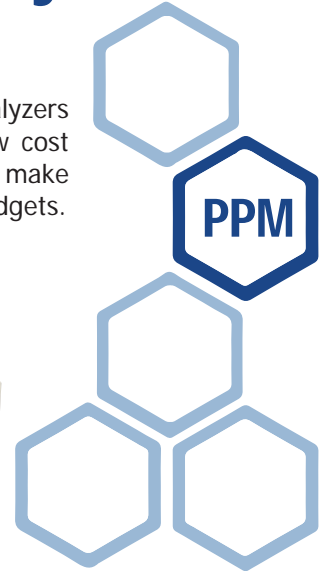


Oxygen Analyzers for Ultra High Purity Gases

PI2-UHP 50/100 and PI2-MS 500/1000

Based on the stable and long-life Pico-Ion oxygen sensors, the PI2 range of trace oxygen analyzers provides accurate and stable measurements of oxygen down to low parts per trillion. Low cost of ownership through minimal maintenance of this high-performance oxygen analyzer make measurement of oxygen down to ppt level easy and affordable for customers with limited budgets.



Highlights

- Measuring trace O₂ in ultra-pure Ar, H₂, He and N₂
- LDL to less than 100 ppt
- Low cost of ownership
- User friendly and easy to operate and maintain
- Fast recovery from process upsets
- Integrated bypass sample system as standard
- Optional auto calibration system with true zero feature via O₂ scrubber

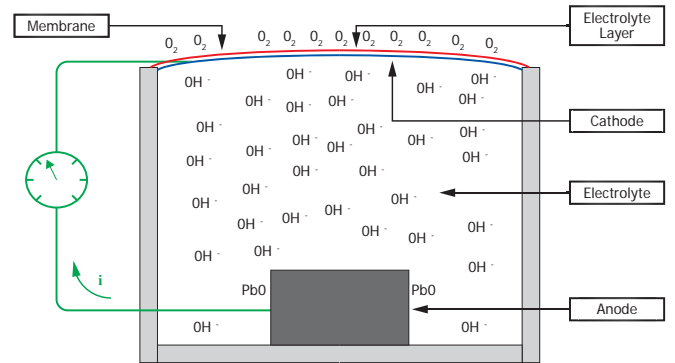
Applications

- Quality checking of ultra-high purity gases produced by cryogenic air separation
- Validating high purity gases used in electronics and semi-conductor manufacture
- Commissioning UHP gas lines and processes

Second generation, no-maintenance Pico-Ion sensor technology

A high-performance, low ppb oxygen sensor with stable output requiring no maintenance or frequent electrolyte additions. The innovative design of the gas chamber maximizes the rate of oxygen reaction while the refined proprietary sensor design provides a high signal output per unit area to enhance sensitivity as well as a significantly higher output. Further advantages are:

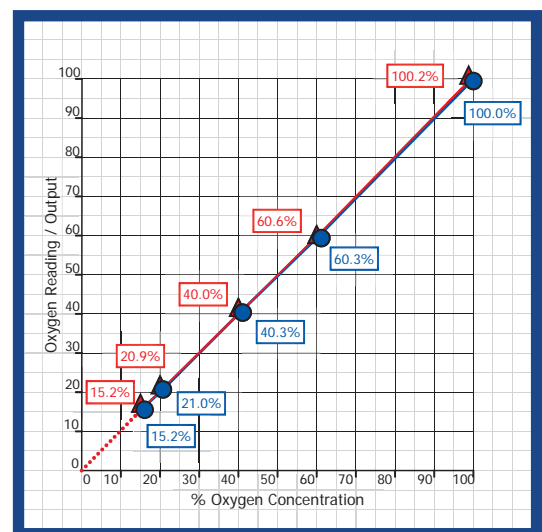
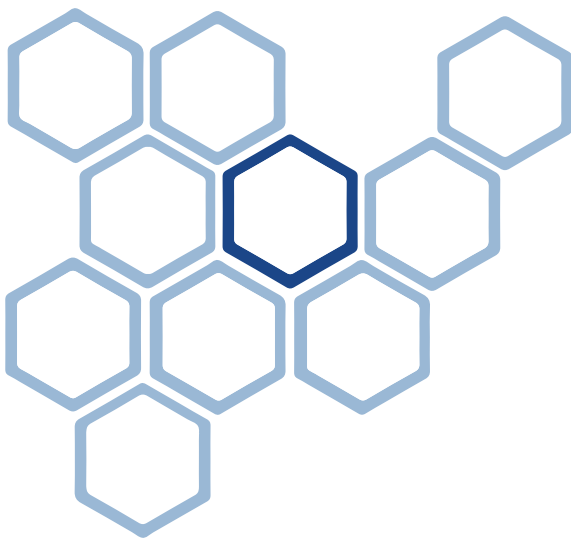
- Lower detectable limit (LDL) of less than 100ppt
- High signal to noise ratio
- Excellent stability
- Response time of less than 15 seconds
- Minimizes the temperature dependence
- Fast recovery from higher oxygen levels during process upset conditions
- Approximately 12 months of continuous use



Sensor Construction



PICO ION Sensor



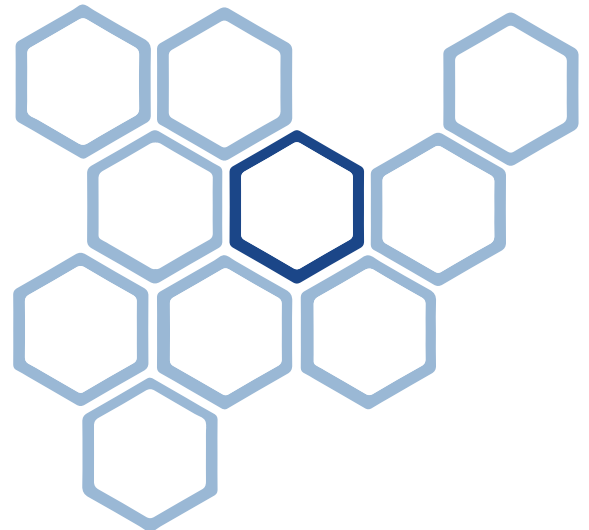
Typical sensor output

Recovery time

	O ₂ Level	Duration	O ₂ Target	Recovery on N ₂
PI2-MS 1000 PI2-MS 500	9 ppm	2 minutes	10 ppb	10 minutes
	Air	30 seconds	1 ppm	45 minutes
PI2-UHP 100 PI2-UHP 50	9 ppm	1 minute	10 ppb	15 minutes
	9 ppm	1 minute	1 ppb	60 minutes

Simple, intuitive HMI

The analyzer is operated by proprietary easy-to-use menu-driven software and a large graphical LCD with four control keys. The analyzer can be operated remotely via USB or RS232 and allows the operator to obtain the data, change settings, calibrate and diagnose the instrument.



Standard Full Featured Automated Sample System

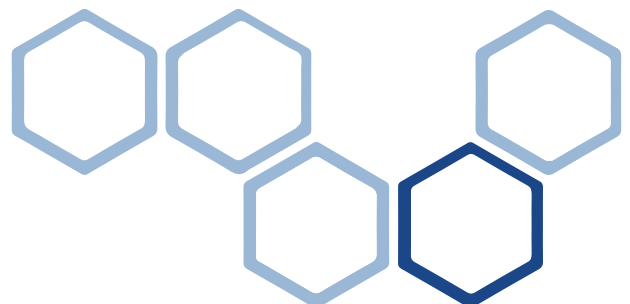
The PI2-UHP analyzers have a full featured ultra-clean sampling system designed for the measuring < 100 PPT oxygen:

- 316 stainless wetted parts including electro-polished tubing, Face Seal fittings or orbital welded connections
- Integral pressure regulator and flow control
- Pneumatic diaphragm valves that operate:
 - Sample and span gas inlets
 - Integral bypass system that isolates the sensor from high oxygen levels and
 - An oxygen scrubber system for generating consistent zero gas
- Temperature control of the sample system limits drift during day-and-night cycles where ambient temperatures fluctuations were typically $\pm 10F^{\circ}$.



Technical Specifications

	PI2-MS 1000	PI2-MS 500	PI2-UHP 100	PI2-UHP 50
Measurement range	0-1, 0-10, 0-100, 0-1000 ppm	0-0.5, 0-1, 0-10, 0-100, 0-1000 ppm	0-100 ppb, 0-1, 0-10, 0-100 ppm	0-50, 0-100 ppb, 0-1, 0-10 ppm
Accuracy at constant conditions	< 3% of reading or ± 5 ppb (whichever is greater)		$\pm 3\%$ of reading or ± 0.5 ppb (whichever is greater)	
Response time	T90 < 15 seconds			
Recovery time	See separate table on inside pages			
Sensitivity (LDL)	< 5 ppb	< 2.5 ppb	< 250 ppt	< 100 ppt
Linearity	< 1% of scale			
Sensor	GPR-12-2000 MS-2	GPR-12-2000 MS-2E	GPR-13-2000 UHP-2	GPR-13-2000 UHP-2E
Sensor life at 25°C (77°F) and 1 atm	12 months (Up to 24 months for the MS versions)			
Calibration interval	30 days			
Inlet pressure	1.4-3.4 barg (20-50 psig) with atmospheric vent, max 10.3 barg (150 psig)			
Flow rate	0.5 - 1.0 NI/m (1-2 SCFH)			
Gas connections	1/4" compression tube fittings		Inlets: 1/4" face seal fittings; Vent and pneumatic valves: 1/4" compression tube fittings	
Wetted parts	Stainless Steel			
Display	Graphical LCD 12 x 7cm (5 x 2.75"); resolution 0.1			
Enclosure	Bench top, painted sheet metal (35 x 25 x 34cm (13.9" x 9.9" x 13.4"))			
	Options: panel or 19" rack mount, wall mount (30.5 x 30.5 x 20.3cm (12" x 12" x 8"))		Bench top Options: panel or 19" rack mounting	
Compensation	Barometric pressure and temperature; heated sample system and sensor housing			
Signal output	4-20 mA isolated, 0-1V and 0-5V			
Range ID	1-5V DC or 4-20mA, optional relay contacts			
Communications	Choice of USB, RS232			
Alarms	2-off user-adjustable alarms form C relay contacts non-latching			
Operating temperature	0° to 45°C (32°F to 113°F)			
Power	100-240 V AC			



Analytical Industries Inc. 2855 Metropolitan Place, Pomona, CA 91767 USA
Tel: 909-392-6900, Fax: 909-392-3665, www.aii1.com, e-mail: info@aii1.com

Please note: Analytical Industries Inc. adopts a continuous development program which sometimes necessitates specification changes without notice. Please contact us for the latest version. Issue No: Analyzers for Ultra High Purity Gases_partnumber_V2_UK_1018