



testo 6340

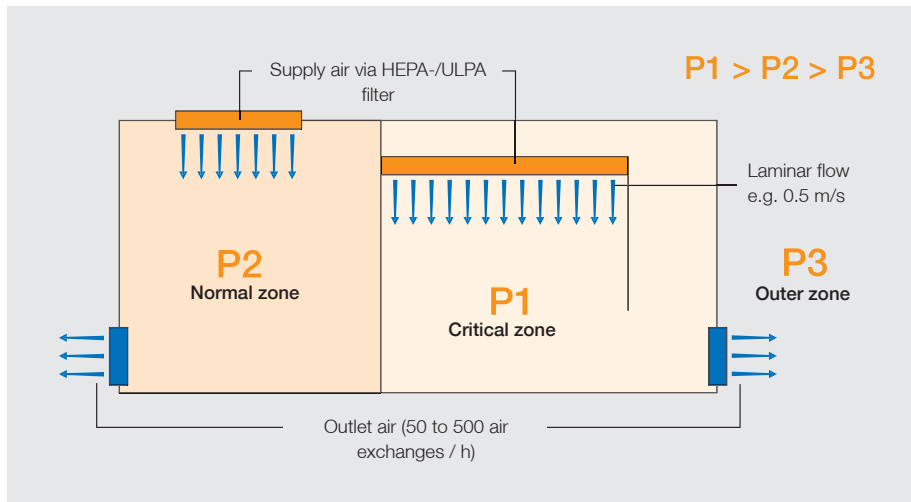
Differential Pressure Transmitter testo 6340

Ideal for cleanroom applications



ΔP

Highest stability even at lowest pressures



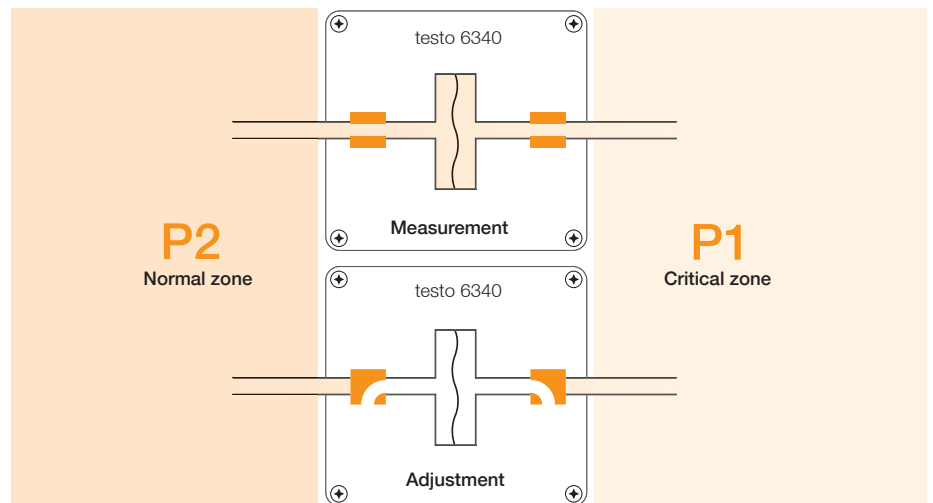
Whether cleanroom, grayroom, operating theatre or filling system:

Lowest differential pressures between the different rooms or zones must be sustained in order to avoid the in-flow of contaminated air.


Continuous measurement and control of these low differential pressures are required (according to ISO 14644: 5 to 20 Pa). This must be proven annually in accordance with **ISO 14644-1/B** (against zero potential and against neighbouring rooms).

Zero point stability plays a particularly important role at lowest pressures (10 Pa or 50 Pa measurement range).

While conventional ΔP transmitters require frequent recalibration, the testo 6341/6343 is equipped with **automatic zero point adjustment**. The solenoid valves vent both sides of the pressure measurement cell in an hourly cycle. Consequently, the microprocessor automatically corrects the zero signal - highest stability is the result.



Defined pressure differences between cleanroom and adjoining rooms assure quality

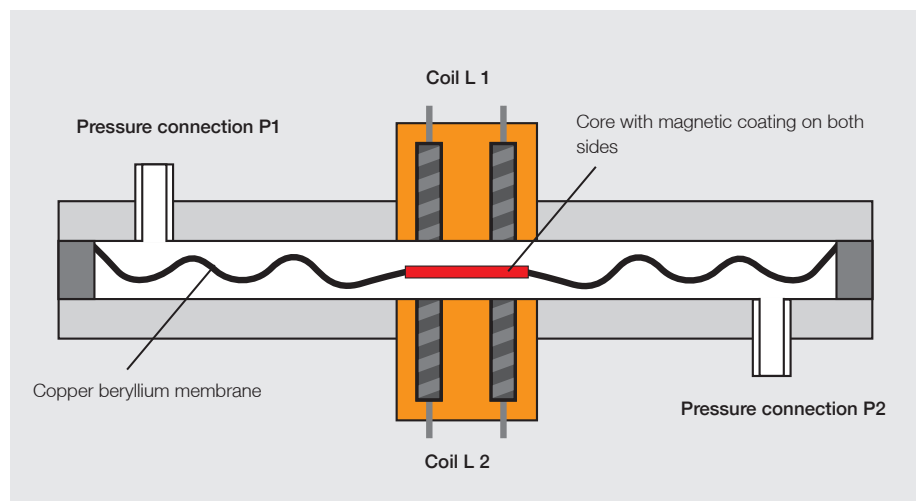


Positive pressure at filling points helps to sustain hygiene conditions when filling food and pharmaceuticals



Negative pressure helps prevent the spread of germs and dust particles in hospitals and research laboratories, positive pressure secures operating theatres.

testo 6340 – Product features



Patented inductive measurement cell

The patented differential pressure measurement cell in the testo 6340 transmitter operates with highest stability. A core, with a magnetic coating on both sides, is located in the middle of the concentrically undulating copper beryllium membrane. Any deflection causes sensitive changes in the inductances of both coils L1 and L2.

The testo 6340 product line

testo 6341 and 6343 – The high end solution among the low ΔP transmitters

- **Zero point drift = 0** on account of automatic zeroing
- High long-term stability and reproducibility
- **No temperature dependency:** The automatic zeroing is performed at process temperature.
- **Overload-proof** (if $>140\%$ of the measurement range is applied, the solenoid valves close; the cell is vented on both sides)
- Optional display (testo 6343)



testo 6341:
0 to 10 Pa, with automatic zero point adjustment, without display



testo 6343:
0 to 10 Pa, with automatic zero point adjustment, with display

testo 6342 and 6344 – the reliable transmitters among the low ΔP transmitters

- **Very low zero point drift** as well as very good long-term stability and reproducibility thanks to the optimised measurement cell
- **Very low temperature dependency** (temperature compensated measurement cell)
- Optional display (testo 6344)



testo 6342:
0 to 50 Pa, without display

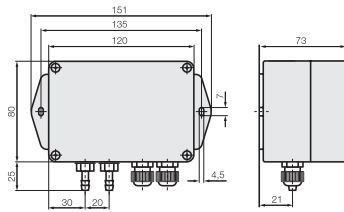


testo 6344:
0 to 50 Pa, with display

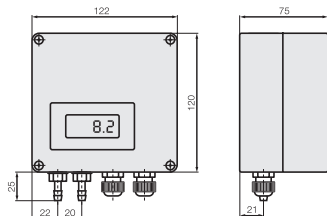
testo 6349 – the variants of the above described types

Measurement ranges up to ± 1000 mbar, other pressure and cable connections as well as (in testo 6341/43) a RS 232 digital output and a metallic housing are available based on the testo 6341 to 6344 instruments

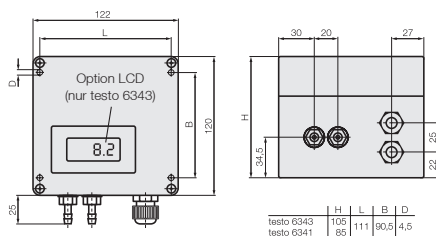
Technical Data – Ordering Data



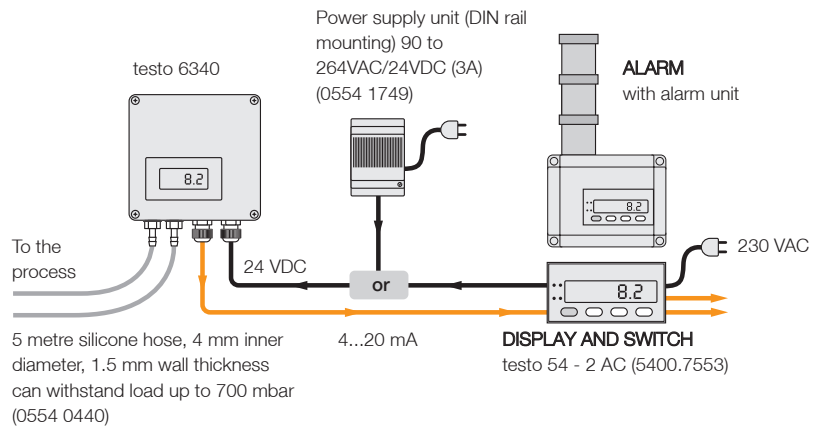
testo 6342



testo 6344



testo 6341/6343



Technical data

Model	testo 6341/6343	testo 6342/6344
Display	Only with testo 6343	Only with testo 6344
Meas. range	0 to 10 Pa (= 0,1 mbar/0,04 inch H ₂ O)	0 to 50 Pa (= 0,5 mbar/0,02 inch H ₂ O)
Meas. range on request	10 Pa to +/-100 kPa (i.e. up to 1000 mbar)	50 Pa to +/-100 kPa (i.e. 1000 mbar)
Usable measurement range	-5% to +110 % of fsv	-5% to +105 % of fsv
Measuring medium	Air, non-aggressive gases	Air, non-aggressive gases
Housing (ABS plastic)	6341: 120 x 122 x 85 mm 6343: 120 x 122 x 105 mm	6342: 80 x 120 x 73 mm 6344: 120 x 122 x 75 mm
Overload	200 times (above 25 mbar: 6 bar)	10 times (above 200 mbar: 2 times)
Measurement inaccuracy	0,35 Pa + 0,5% of mv (0,3 Pa = meas. inaccuracy of reference)	0,35 Pa + 0,6% of mv (0,3 Pa = meas. inaccuracy of reference)
Zero point drift	None (automatic zero point adjustment)	0,5 % of full scale value/year
Hysteresis	0,1% of fsv	0,1% of fsv
Power supply	24 VDC (20,5 to 28,5 VDC)	24 VDC (20,5 to 28,5 VDC)
Output signal	Linear to differential pressure	Linear to differential pressure
Output signal	4 to 20 mA (load max. 500 Ohm) 0 to 20 mA/0 to 10 V can be adjusted locally; RS232 on request	4 to 20 mA (load max. 500 Ohm)
Time constants	0/1/2,5/5/10/20/30/40 s can be adjusted	Can be set by factory if required
Oper. temp.	0 to +60 °C	0 to +60 °C
Storage temp.	-10 to +70 °C	-10 to +70 °C
Protection class	IP54 standard (plastic housing) IP65 on request (metal housing)	IP54 Standard (plastic housing)
Cable screw connections	2 x PG9	2 x PG7
Pressure connections	2 x d 6.5 for houses ø 4 or 5 mm	2 x d 6.5 for houses ø 4 or 5 mm
Weight	1500 g	6342: 300 g , 6344: 800 g

Ordering data

Item	Part no.
testo 6341 ΔP transmitter 0 to 10 Pa, automatic zeroing, without display	0555 6341
testo 6342 ΔP transmitter 0 to 50 Pa, without display	0555 6342
testo 6343 ΔP transmitter 0 to 10 Pa, automatic zeroing, with display	0555 6343
testo 6344 ΔP transmitter 0 to 50 Pa, with display	0555 6344
ISO calibration with 5 points (0/25/50/75/100/0 % of full scale value)	0520 0005
ISO calibration with 5 points (0/25/50/75/100/0 % of full scale value)	0520 0105
5 metre silicone hose, 4 mm inner diameter, 1.5 mm wall thickness can withstand load up to 700 mbar	0554 0440
External testo 54 – 2 AC display, 2 relay outputs (up to 300 VAC, 3 A), 230 VAC	5400 7553
Power supply unit (desk-top) 90 to 264VAC/24VDC (350mA)	0554 1748
Power supply unit (DIN rail mounting) 90 to 264VAC/24VDC (3A)	0554 1749

To: