

Model 525 T/C & RTD Dual Calibrator With Auto Stepping Datasheet

Features

Direct Temperature Input/Output

Read or Source in °C or °F for your T/C type and RTD curves

8 Standard T/C Types Available

Types J, K, E, T, R, S, B, N and mV

Cold Junction Compensated

8 RTD Curves Available

Platinum, Copper, Nickel & Ω

Custom types and ranges are available

Auto Stepping

Accurate to ±0.2 °C (±0.4 °F) with 0.1° Resolution

Millivolt accuracy of ±(0.008 % + 0.006 mV)

Resistance accuracy of ±(0.015 % + 0.05) Ω

Guaranteed to Work with ALL Pulsed Instruments

Works with wide variety of transmitters including popular Rosemount and Honeywell Models

Compatible with devices using pulsed excitation currents

Including PLCs, DCS Recorders and all others

IN RTD mode Automatic Detection of 2, 3, or 4 wire

Connections

No buttons or switches required, 2W, 3W, or 4W indicator is automatic

A valuable troubleshooting tool

EZ-Dial™ Knob

Easily adjust output by 0.1 °

Pressing down and turning will select a faster dialing speed

Z-Check™ Switch

User selectable EZ-Check™ for 0 % and 100 % span adjustment

Store new EZ-Check™ values by pressing the EZ-Dial™ knob

Recall stored minimum and maximum readings

Uses a standard 9V Alkaline Battery

Superior battery life of 45 hours under typical continuous usage

Easy access to battery compartment

Lightweight and Rugged with a Solid Feel

Small, tough and protected to 60 V



Description

The Practical Instrument Electronics Model 525 T/C & RTD calibrator provides direct temperature calibration to all types of instruments such as transmitters, recorders, controllers, alarms, data acquisition, and computer systems. Also, the Model 525 reads RTD & T/C outputs and displays temperature. It is compatible with pulsed systems and transmitters (like the Rosemount 3144) 2, 3, or 4 wire connections are detected automatically. The Model 525 is a superior replacement for decade boxes, and eliminates the need for lugging around large equipment and the possibility of misreading RTD tables.

Use the EZ-Check™ Switch to quickly switch between three stored temperatures, Ω/mV outputs. It's easy to customize these values to your application. In read mode, the EZ-Check™ Switch recalls minimum and maximum readings. Store/Clear memory with a press of the EZ-Dial™ Knob.

The Practical Instrument Electronics Model 525 offers the highest performance and functions in its class by exceeding the accuracy and functions of many higher priced T/C & RTD calibrators. It is a low cost solution for checkout and calibration of all T/C & RTD instruments in the field, shop or control room. Contact Practical Instruments Electronics for custom T/C & RTD curves, ranges, or special requirements not provided by the Model 525.



Model 525 Datasheet

Specifications

General Specifications:

Unless otherwise indicated all specifications are rated from a nominal 23 °C, 70 % RH for 1 year from calibration.

Temperature Range	-25 to 60 °C (-10 to 140 °F)
Relative Humidity Range	10 % ≤RH ≤90 % (0 to 35 °C), Non-condensing 10 % ≤RH ≤ 70 % (35 to 60 °C), Non-condensing
Overall Size	4.9 X 3.15 X 1.82 inches (125.5 X 80 X 46.2 mm)
Overall Weight (including 9V battery)	7.2 oz (204 grams)
Battery	9V Alkaline provides 45 hours of continuous use
Miscellaneous	Low battery indication with nominal 1 hour of operation left Overload protected to 60 volts for 30 seconds or less High-contrast graphic liquid crystal display with 0.357" (9.07 mm) high digits
Accuracy:	
Millivolt Accuracy	±(0.008 % of mV Setting + 0.006 mV)
Temperature Coefficient of mV Source	50 ppm/°C of output range
Cold Junction Calibration Accuracy	±0.1 °C (0.2 °F)
Cold Junction Sensor Temperature Coefficient	±0.025 °/° in ambient temperature (°C or °F)
General Temperature Accuracy	±(0.008 % of mV setting + 0.006 mV) ± 0.1 °C (0.2 °F)
Resolution	0.1 °C or 0.1 °F

Source Thermocouple Specifications:

Output Range	-13.000 to +80.000 mV
Output Noise	±5 μV pp from 0.1 Hz to 10 Hz
Output Impedance	0.2 Ω (200 nV/uA)
Source Current	< 8 mA

Read Thermocouple Specifications:

Input Noise	< ±1 LSD from 0.1 Hz to 10 Hz
Input Impedance	> 1 MΩ
Open T/C Test Pulse	< 1 uA for 300 ms
Open T/C Response Time	< 3 seconds
Open T/C Threshold	10 kΩ nominal

RTD Simulation Specifications:

Allowable Excitation Current	100 μA to 10.2 mA, steady or pulsed/intermittent/smart
for accuracies below 100μA add	±10μV/Excitation Current (units are in Ω)
Pulsed Excitation Current Compatibility	DC to 0.01 second pulse widths

RTD Read Specifications:

Excitation Current	1 mA nominal
--------------------	--------------

Available Options:

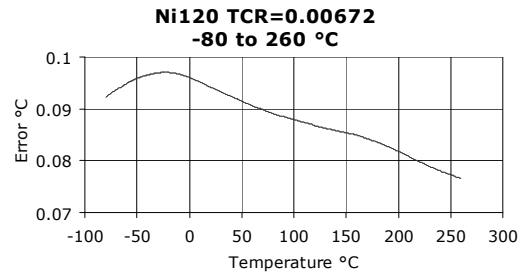
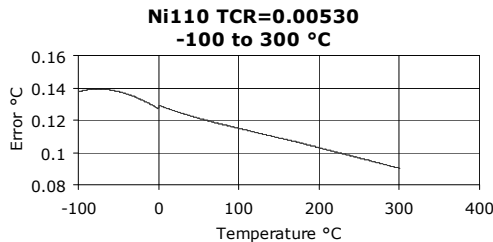
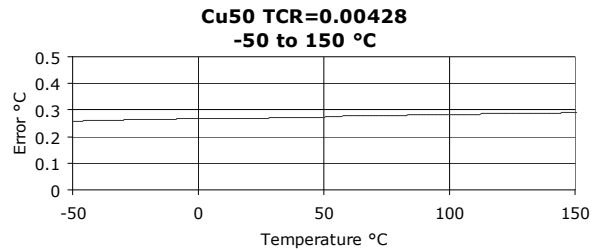
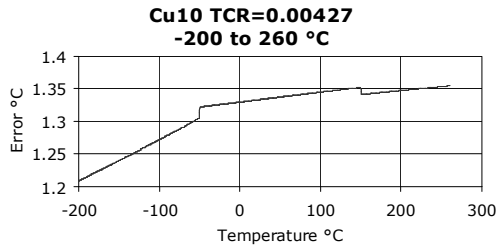
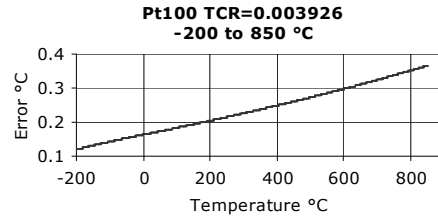
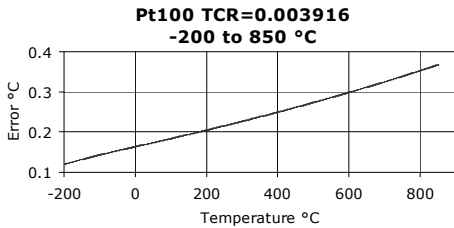
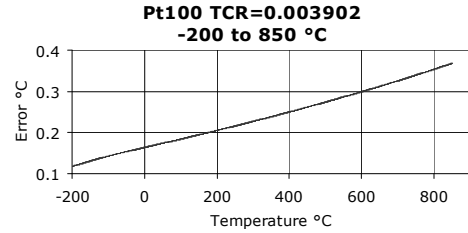
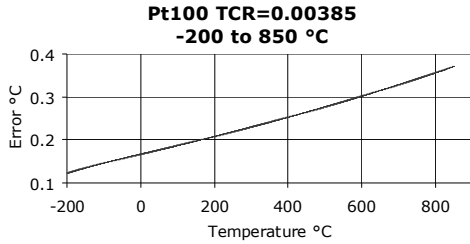
Carrying Case	Part Number: 020-0201 without logo 020-205 with logo
---------------	---



Model 525 Datasheet

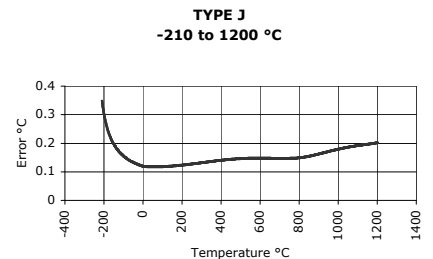
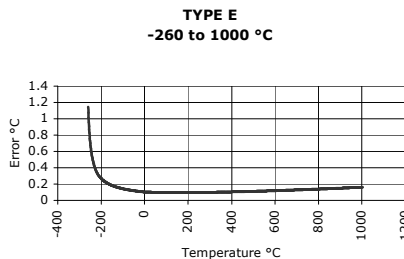
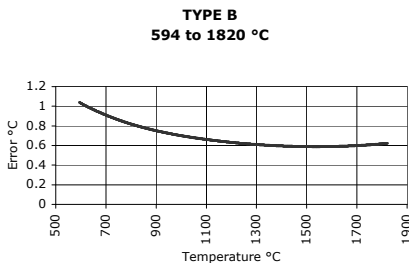
RTD Temperature Accuracy

The following charts give worst-case temperature accuracy based on stated resistance accuracy of $\pm(0.015\% + 0.05\ \Omega)$.



Temperature Accuracy

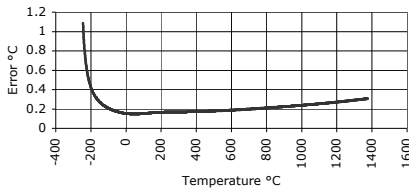
The following charts give worst-case temperature accuracy based on stated millivolt accuracy of $\pm(0.008\% \text{ of reading} + 0.006\text{mV})$. Temperature is uncompensated on the horizontal axis, referenced to 0 °C. Cold Junction calibration accuracy of 0.1 °C is not included in the temperature error.



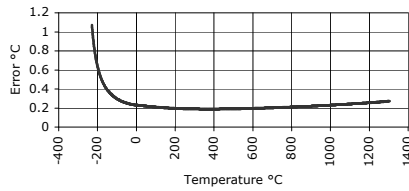


Model 525 Datasheet

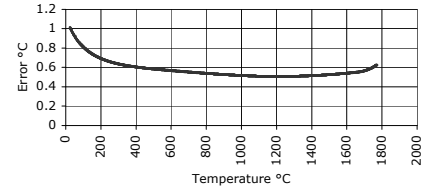
TYPE K
-245 to 1372 °C



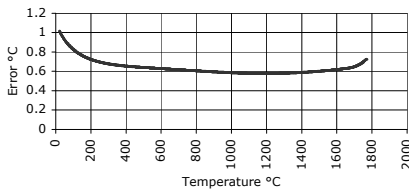
TYPE N
-229 to 1300 °C



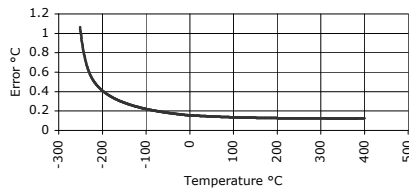
TYPE R
24 to 1768 °C



TYPE S
21 to 1768 °C



TYPE T
-251 to 400 °C



Other Products Available:

RTD Source (Single Type/1° resolution)	Model 510
RTD Source (7 Types, Ω/0.1° resolution)	Model 511
Pt100: α=1.3850, 1.3902, 1.3916, 1.3926, Cu10: α=1.427 Ni110: α=1.530, Ni120: α=1.672	
RTD Calibrator (Source/Read 7 Types, Ω /0.1° resolution)	Model 512
RTD Calibrator (Source, Read & Auto Stepping 8 Types, Ω /0.1° resolution)	Model 512S
T/C Source (Single Type/1° resolution)	Model 520
T/C Source (8 Types, mV/0.1° resolution) B, E, J, K, N, R, S, T, mV	Model 521
T/C Calibrator (Source/Read 8 Types, mV /0.1° resolution) B, E, J, K, N, R, S, T, mV	Model 512
4-20 Milliamp Loop Calibrator	Model 530
Pocket-Mate Milliamp Calibrator	Model 531
4-20 Milliamp Loop Calibrator with Diagnostic	Model 532
4-20/10-50 Dual Range Loop Calibrator	Model 535
Frequency Read & Source with Totalizer	Model 541

Warranty

Our equipment is guaranteed against defective material and workmanship (excluding batteries) for a period of three years from the date of shipment. Claims under guarantee can be made by returning the equipment prepaid to our factory. The equipment will be repaired, replaced or adjusted at our option. The liability of Practical Instrument Electronics (PIE) is restricted to that given under our guarantee. No responsibility is accepted for damage, loss or other expense incurred through sale or use of our equipment. Under no condition shall Practical Instrument Electronics, Inc. be liable for any special, incidental or consequential damage.

Your Local PIE Representative

