

Special product features

MEGOHMMETERS

5000V Digital/Analog

Models 5050 & 5060

Designed with the highest level of safety features built in



Model 5060

SPECIFICATIONS

MODELS	5050	5060
INSULATION TESTS		
Test Voltage	500V 1000V 2500V 5000V	30kΩ to 2000GΩ (2TΩ) 100kΩ to 4000GΩ (4TΩ) 100kΩ to 10,000GΩ (10TΩ) 300kΩ to 10,000GΩ (10TΩ)
User Selectable Test Voltage	Programmable: 40 to 1000V: 10V increments; 1000 to 5100V: 100V increments	
Automatic Step Voltage	-	
Accuracy	1kΩ to 40GΩ 40GΩ to 10TΩ	±5% of Reading ± 3cts ±15% of Reading ± 10cts
Voltage Test/Safety Check	2500VAC/4000VDC	
Voltage Warning Indicator	Yes >25V	
Test Inhibition*	Yes — adjustable from 25 to 1000V depending on test voltage range in use	
Smooth Function (user selectable)	Digital filtering stabilizes display readings	
COMMUNICATION		
Storage of Readings over Time R(t)	4kB memory	128kB memory
Storage of Test Results	20 Readings	Stores over 1500 test results
Communication Port	-	Serial and RS-232 to USB adapter (included)
PC Software/Report Generation	No	DataView® (included)
ELECTRICAL		
Power Source	One 9.6V NiMH battery pack (included) Line power: 85 to 256V (50/60Hz)	

*Inhibit voltage is selectable at 3, 10 or 20% of test voltage



DataView®

Print reports directly from your computer using DataView® software (Models 5060 & 5070)

PRODUCT INCLUDES

5050, 5060 & 5070

Extra large classic tool bag, one red, one blue and one black lead with integral 5kV rated hippo clips, one jumper lead for use with guard terminal, 120V power cord, rechargeable battery and user manual.



PC RS-232 Cable

Catalog #2119.45
DB9 F/F 6 ft null modem cable
Catalog #5000.60
RS-232 to USB adapter
(Models 5060 & 5070)



USB Stick

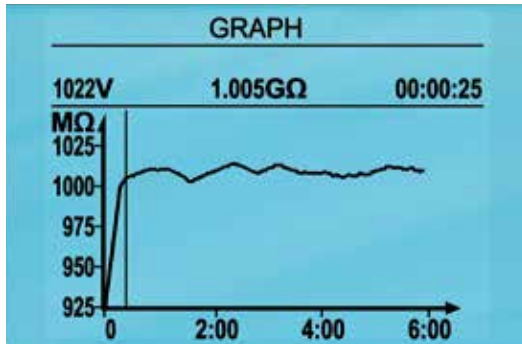
Supplied with DataView® software and user manual
(Models 5060 & 5070)



CATALOG NO.	DESCRIPTION
2130.20	Megohmmeter Model 5050 (Digital, with Analog Bargraph, Backlight, Alarm, Timer, 500V, 1000V, 2500V, 5000V, Auto DAR/PI/DD)
2130.21	Megohmmeter Model 5060 (Digital, with Analog Bargraph, Backlight, Alarm, Timer, 500V, 1000V, 2500V, 5000V Auto DAR/PI/DD, USB Stick w/DataView® software)

Model 5070

Offers real-time graphic plot of measurements and digital presentation of test results



Insulation resistance measurement graphically displayed at the completion of the test at the push of a button.



► FEATURES

- True Megohmmeter®
- Test voltage selections of 500V, 1000V, 2500V and 5000V
- Insulation measurements from 30kΩ to 10,000GΩ (10TΩ)
- Selectable and programmable test voltage (40 to 5100V)
- Automatic calculation of DAR, PI and DD ratios
- Direct measurement and display of capacitance and leakage current
- Display resistance, test voltage and run time
- Programmable test run times and PI ratio times
- Smooth and Alarm functions
- Automatic test inhibition (if live sample >25V)
- Automatic discharge and display of discharge voltage
- Graphic and digital display of test voltage, resistance and more (Model 5070)
- Bright blue electroluminescent backlight
- Programmable temperature compensation (Model 5070)
- Programmable test voltage lock-out
- Programmable alarm setting
- Auto Power OFF when not in use
- AC or DC powered with rechargeable NiMH battery pack - run while charging
- Rugged, weatherproof field case
- Designed and built to IEC safety standards
- Includes DataView® software for data storage, real-time display, analysis and report generation (Models 5060 & 5070)
- EN 61010-1, 1000V CAT III

► SPECIFICATIONS

MODEL	5070	
INSULATION TESTS		
Test Voltage	500V 1000V 2500V 5000V	30kΩ to 2000GΩ (2TΩ) 100kΩ to 4000GΩ (4TΩ) 100kΩ to 10,000GΩ (10TΩ) 300kΩ to 10,000GΩ (10TΩ)
User Selectable Test Voltage		Programmable: 40 to 1000V: 10V increments; 1000 to 5100V: 100V increments
Automatic Step Voltage		Programmable step voltage and duration up to five steps. Three profiles can be stored.
Accuracy	1kΩ to 40GΩ 40GΩ to 10TΩ	±5% of Reading ± 3cts ±15% of Reading ± 10cts
Voltage Test/Safety Check		2500VAC/4000VDC
Voltage Warning Indicator		Yes >25V
Test Inhibition*		Yes — adjustable from 25 to 1000V depending on test voltage range in use
Smooth Function (user selectable)		Digital filtering stabilizes display readings
COMMUNICATION		
Storage of Readings over Time R(t)		128kB memory
Storage of Test Results		Stores over 1500 test results
Communication Port		Serial and RS-232 to USB adapter (included)
PC Software/Report Generation		DataView® (included)
ELECTRICAL		
Power Source		One 9.6V NiMH battery pack (included) Line power: 85 to 256V (50/60Hz)

*Inhibit voltage is selectable at 3, 10 or 20% of test voltage

CATALOG NO.	DESCRIPTION
2130.30	Megohmmeter Model 5070 (Graphical, Analog Bargraph, Backlight, Alarm, Timer, 500V, 1000V, 2500V, 5000V, Ramp, Auto DAR/PI/DD, USB Stick w/DataView® software)
Accessories (Optional)	
2119.45	Cable, PC RS-232, DB9 F/F 6 ft Null Modem Cable (for use with Models 1060, 5060 & 5070)

DataView®

Data Analysis and Reporting Software



**Configure all functions of the Megohmmeter
Models 1060, 5060, 5070, 6526, 6532, 6534, 6550 & 6555**



- Print reports of all test results
- Select test voltage and run tests from your computer with a simple click and execute process
- Capture and display data in real-time
- Retrieve data from the instrument's memory for:
 - Over 1500 insulation resistance measurements
 - Over 4000 resistance measurements
- Display DAR and PI ratios
- Plot graphs of manual and timed tests
- Include your analysis comments section with the report
- Store a library of setups for different applications
- Certification of results through report generation
- Free updates are available on our website www.aemc.com

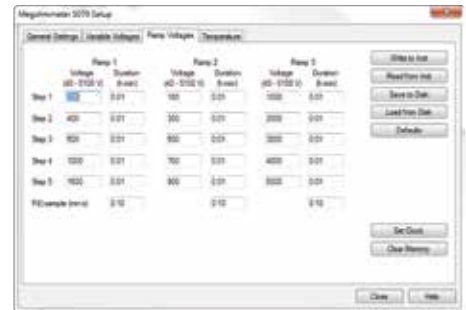
Typical DataView® Functional Displays



Four tabbed dialog boxes allow for clear and easy setup of all functions of the Model 5070, including setup for variable voltage and alarm set points, as well as step voltage tests and temperature compensation.

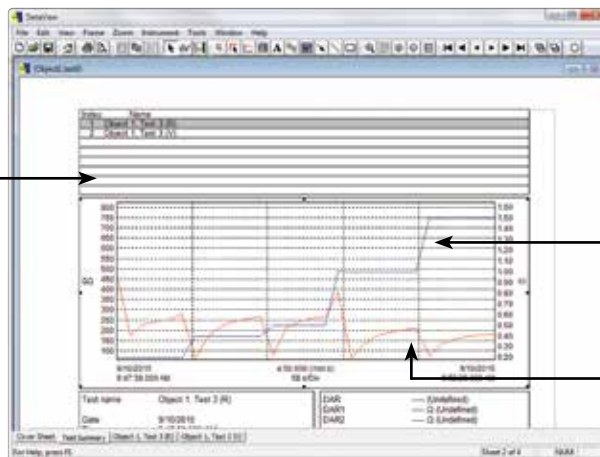


Variable Voltage selections from 40 to 5100V and can also be programmed along with alarm set points.



Model 5070 includes Ramp Function which allows programming of three different ramp test profiles, each containing up to five voltage steps between 40 and 5100V and time per step of up to 10 hours.

Test result status box displays complete test results in real-time



Step voltage during the test run

Insulation resistance with temperature compensation

Run test and display text and graphical results from one dialog box. Model 5070 also displays step voltage.