

Micro Motion[®] 4200 2-Wire Transmitter



The Micro Motion 4200 2-wire transmitter enables the use of reliable and accurate Micro Motion Coriolis meters virtually anywhere in your plant. The 2-wire Coriolis meter delivers measurement accuracy, repeatability, and operational savings on a level not previously possible in loop-powered applications.

- Replace existing 2-wire flow devices with minimal effort and without incurring additional power or cabling costs
- Wireless THUM™ option maximizes installation and operation flexibility
- Low energy, loop-powered design enables easy integration of Coriolis into existing processes for improved measurement and reduced maintenance for an even greater number of flow points
- Reduce the complexity and improve the performance of new process plants with loop-powered mA output and HART protocol 2-wire Coriolis
- Compact, integral 2-wire transmitter design saves electrical cost and space for use on integrated systems and skids
- Direct mass measurement improves process control while reducing number of measurement devices required
- Accurate, repeatable measurement ensures higher quality production and overall improved process profitability
- Certified for SIL2 and SIL3 Safety applications per IEC 61508

Overview 4200 2-wire transmitter

The Micro Motion 2-wire Coriolis meter delivers multivariable and diagnostic information through HART® communications. Comprised of a cutting-edge 4200 transmitter and the proven best-in-class performance of a Micro Motion Coriolis meter, the Micro Motion 2-wire meter brings reduced costs through improved process consistency and maximized up time. Micro Motion 2-wire Coriolis is ideally suited for use in the chemical, petrochemical and refining industries, and for continuous process and mass balance applications.

4200 transmitter

The 4200 transmitter is suitable for a range of process conditions, including CSA Class I Div. 1 and ATEX Zone 1 approvals. To facilitate installation in hazardous areas, Micro Motion offers a Micro Motion 505 barrier as a spare part, or a third-party barrier can be used.

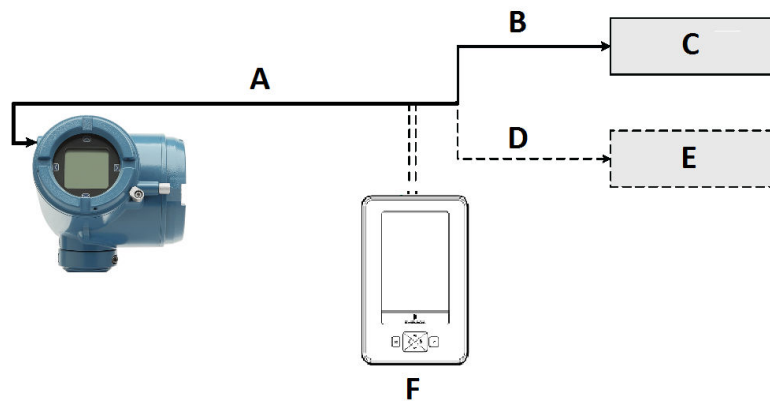
Installation types for the 4200 transmitter



DANGER

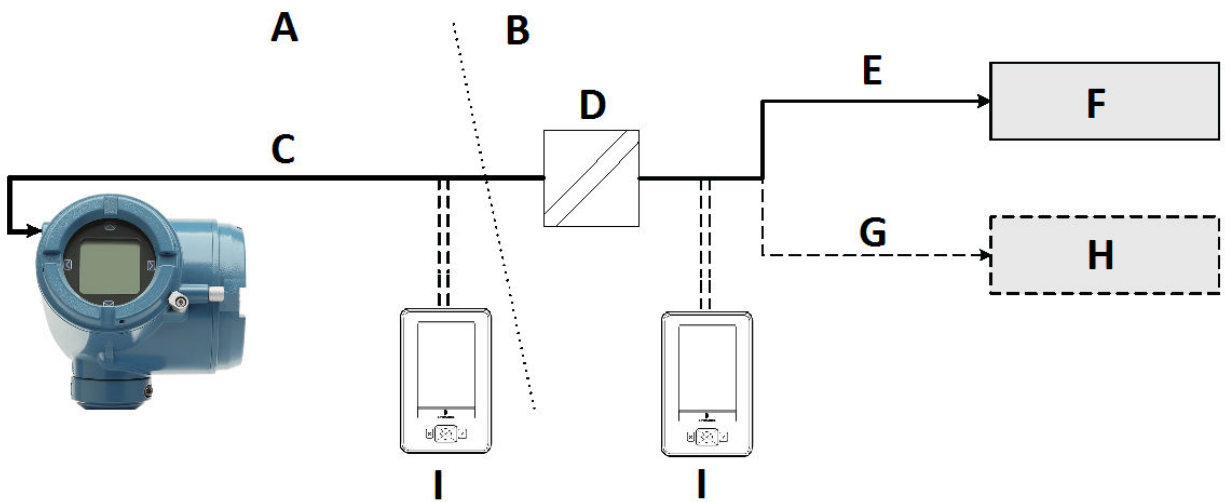
If you are installing the transmitter in a hazardous area, refer to Micro Motion approval instructions, shipped with the product or available from the Micro Motion web site (www.emerson.com/flowmeasurement). Improper installation in a hazardous area can cause an explosion.

General configuration example



- A. 2-wire cable power and signal
- B. 4-20 mA
- C. mA receiving device
- D. HART variables
- E. DCS
- F. Emerson AMS Trex communicator

Connection example for cases where a barrier is required



- A. Hazardous area
- B. Safe area
- C. 2-wire cable power and signal
- D. Barrier
- E. 4-20 mA
- F. mA receiving device
- G. HART variables
- H. DCS
- I. Emerson AMS Trex communicator

Applications

Applications are custom-designed software available to offer additional functionality and performance to transmitters. These applications are available through options in the transmitter model code. See the Ordering information section for details.

Smart Meter Verification

- Provides a quick, complete assessment of a Coriolis meter, determining whether the meter has been affected by erosion, corrosion, or other influences affecting meter calibration
- A basic version of Smart Meter Verification is included with the 4200 transmitter that provides simple pass/fail results.

Petroleum measurement and API correction option

- Accepts inputs from temperature and pressure devices
- Calculates values as per May, 2004 API Chapter 11.1
 - Relative density (specific gravity and API gravity) at reference temperature from observed density and temperature
 - Volume corrected to reference temperature and pressure
- Calculates flow-weighted average temperature and flow-weighted average observed density (specific gravity and API gravity)

Concentration measurement

Provides concentration measurement based on either industry-specific or liquid-specific units and relationships. Standard measurement options include:

- Industry-specific:
 - °Brix
 - °Plato
 - °Balling
 - °Baumé at SG60/60
 - Specific gravity
- Liquid-specific:
 - %HFCS
 - Concentration derived from reference density
 - Concentration derived from specific gravity

Additionally, the application can be customized for site-specific concentration measurement (such as %HNO³, %NaOH).

Electrical connections

Connection type	Transmitter
Input/Output	<ul style="list-style-type: none"> ■ Two pairs of wiring terminals for transmitter input/output, digital communications, and power ■ Screw terminals accept solid or stranded conductors, 26 AWG (0.129 mm²) to 14 AWG (2.08 mm²).
Digital communications administrative connection	<ul style="list-style-type: none"> ■ Two clips inside the terminal cover for a temporary connection to HART/Bell 202 terminals. ■ Loop resistance is required and must be present in the main I/O loop, but not physically on the main terminal block.

Input/output signal detail

Transmitter code	Descriptions
Channel A	<p>One passive 4-20mA output with HART</p> <ul style="list-style-type: none"> ■ Isolated to ±50 VDC from earth ground ■ Maximum load limit: 600 Ω ■ External power: 17.8 to 30 VDC. ■ Can report mass flow, volume flow, gas standard volume flow, temperature, or density ■ Intrinsically safe version available
Channel B	<p>One passive 4-20mA or frequency or discrete output (Optional Licensed Channel)</p> <ul style="list-style-type: none"> ■ Isolated to ±50 VDC from earth ground ■ Maximum load limit: 600 Ω ■ External power: 7 to 30 VDC ■ Can report mass flow, volume flow, gas standard volume flow, temperature, or density ■ Intrinsically safe version available

Digital communications

Connection type	Transmitter
HART Bell 202	<p>The HART signal is superimposed on the milliamp output, and is available for host system interface:</p> <ul style="list-style-type: none"> ■ Frequency: 1.2 and 2.2 kHz ■ Amplitude: up to 1.0 mA ■ 1200 baud, one stop bit, odd parity ■ Address: 0 (default), configurable ■ Requires 250 to 600 Ohms resistance

Environmental limits

Ambient temperature limits

Type	Ambient temperature limits
Operating	-40 °F (-40.0 °C) to 149 °F (65.0 °C)
Storage	-40 °F (-40.0 °C) to 185 °F (85.0 °C)

Vibration limits

Meets IEC 60068-2-6, endurance sweep, 5 to 2000 Hz up to 1.0 g.

Housing rating

Type	Value
Transmitter	NEMA 4X (IP66/67/69k) polyurethane-painted cast aluminum

Humidity limits

The humidity limits are 5 to 95% relative humidity, non-condensing between -40 °F (-40.0 °C) to 149 °F (65.0 °C).

Environmental effects

EMI effects

- Complies with EMC directive 2014/30/EU per EN 61326 Industrial
- Complies with NAMUR NE-21 (2017-08-01)

Note


For more information, please contact the factory for the certificate of conformance.



Ambient temperature effect

- On analog outputs: ±0.005% of span per °C change from temperature at which the outputs were trimmed

Hazardous area classifications

Hazardous area classifications

Approval Type	Approval
CSA C-US	 <p>XP:</p> <ul style="list-style-type: none"> CLASS I, DIV. 1, Groups C, D CLASS I, DIV. 2, Groups A, B, C, D CLASS II, Div. 1, Groups E, F, and G <p>IS:</p> <ul style="list-style-type: none"> CLASS I, DIV. 1, Groups A, B, C, D CLASS I, DIV. 2, Groups A, B, C, D CLASS II, Div. 1, Groups E, F, and G <p>NI:</p> <ul style="list-style-type: none"> CLASS I, DIV. 2, Groups A, B, C, D CLASS II, Div. 2, Groups F, and G

Approval Type	Approval	
ATEX		<ul style="list-style-type: none"> ▪ II 2(1)G Ex db [ia Ga] IIC T6 Gb ▪ II 2(1)D Ex tb [ia Da] IIIC T72°C Db ▪ IP66/IP67 <p>or</p> <ul style="list-style-type: none"> ▪ II 2(1)G Ex db eb [ia Ga] IIC T6 Gb ▪ II 2(1)D Ex tb [ia Da] IIIC T72°C Db ▪ IP66/IP67 <p>or</p> <ul style="list-style-type: none"> ▪ II 1G Ex ia IIC T4 Ga ▪ II 1D Ex ia IIIC T77°C Da ▪ IP66/IP67
		<ul style="list-style-type: none"> ▪ II 3(1)G Ex ec [ia Ga] IIC T6 Gc ▪ II 3(1)D Ex tc [ia Da] IIIC T72°C Dc ▪ IP66/IP67
IECEX		<p>IECEX Z1 Ex d:</p> <ul style="list-style-type: none"> ▪ Ex db [ia Ga] IIC T6 Gb ▪ Ex tb [ia Da] IIIC T72°C Db ▪ IP66/IP67 <p>IECEX Z1 Ex de:</p> <ul style="list-style-type: none"> ▪ Ex db eb [ia Ga] IIC T6 Gb ▪ Ex tb [ia Da] IIIC T72°C Db ▪ IP66/IP67 <p>IECEX Z0/1 Ex ia:</p> <ul style="list-style-type: none"> ▪ Ex ia IIC T4 Ga ▪ Ex ia IIIC T77°C Da ▪ IP66/IP67 <p>IECEX Z2 Ex ec:</p> <ul style="list-style-type: none"> ▪ Ex ec [ia Ga] IIC T6 Gc ▪ Ex tc [ia Da] IIIC T72°C Dc ▪ IP66/IP67

Physical specifications

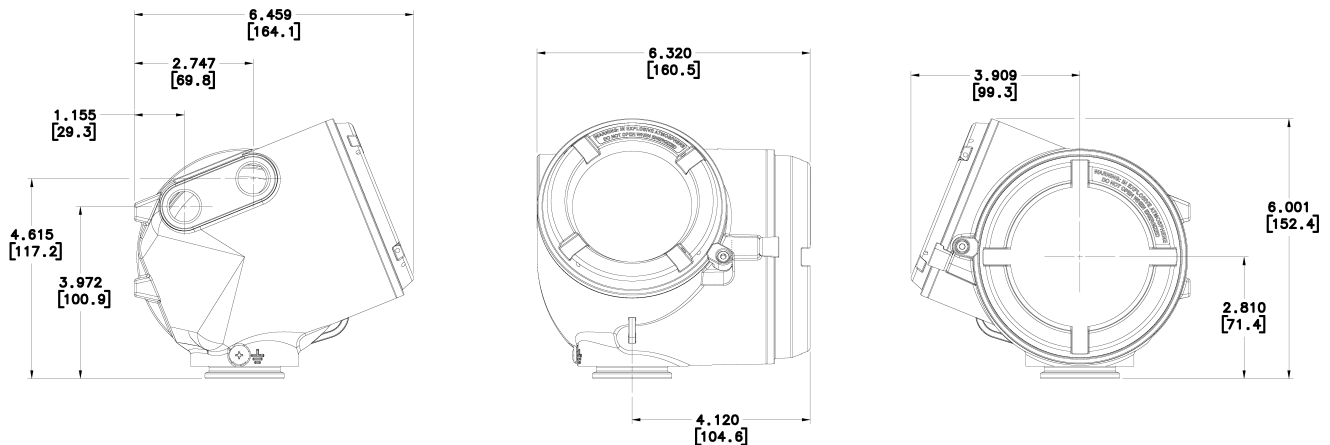
Transmitter

Specification	Value
Housing	NEMA 4X (IP66/67) polyurethane-painted cast aluminum. Available with 1/2" NPT or M20 conduit connections
Weight	See the sensor product data sheet for combined weight of the flowmeter: <ul style="list-style-type: none"> Integral mount version 6.48 lbs (2.94 kg) Remote mount version 8.21 lbs (3.72 kg)
Cable gland entrances	Two 1/2"-NPT or M20 x1.5 female conduit port
Mounting	<ul style="list-style-type: none"> Integral-mount or remote-mount Available integrally mounted to Micro Motion ELITE and F-Series sensors The transmitter can be rotated on the mounting in 45 degree increments.
Interface/display	Standard user interface with LCD panel <ul style="list-style-type: none"> Suitable for hazardous area installation User interface module can rotate 360° in 90° increments by software selection Four capacitive buttons for local operation without removing transmitter housing cover Display can be configured to scroll through displayed variables at user-specified rate Display update rate is user-configurable: 500 to 10,000 milliseconds

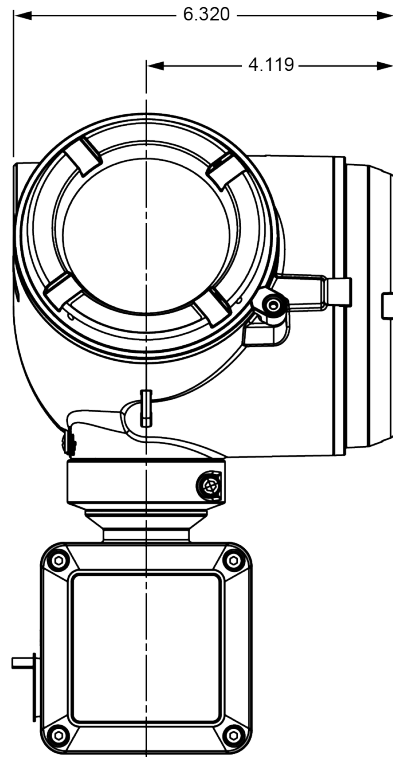
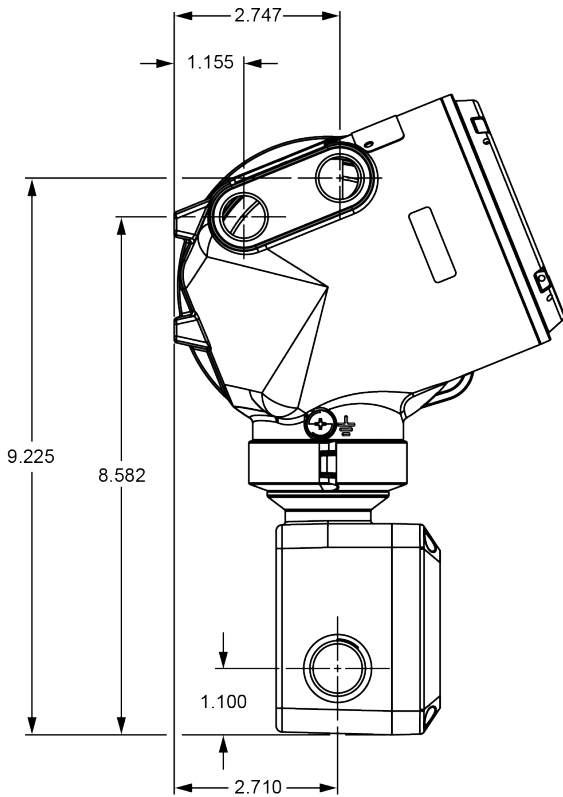
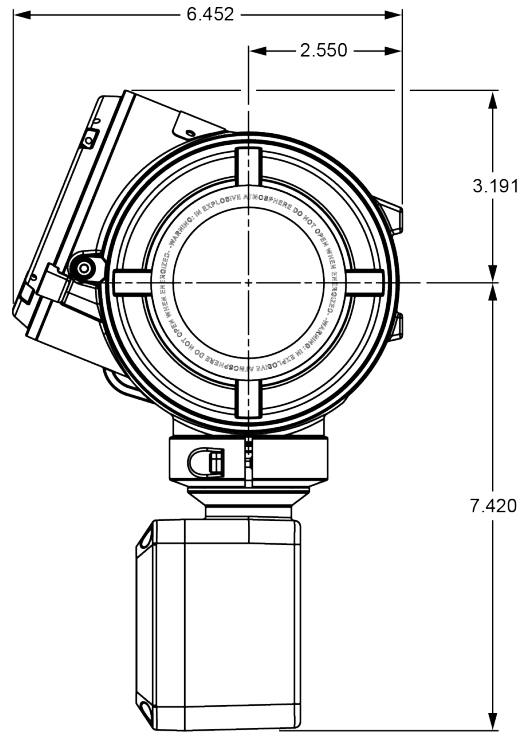


Dimensions

4200 transmitter -- integral installation



4200 transmitter -- remote installation



4200 with Smart Wireless THUM™ Adapter

The 4200 transmitter is available with the Smart Wireless THUM Adapter using order option codes PI (THUM ordered separately and assembled to 4200 transmitter) and NI (THUM ordered separately and not assembled to 4200 transmitter). Refer to the [Add on options](#) table.

Note

Dimensions are in inches (mm).

Ordering information

4200

Base model

Model	Product description
4200	4200 Micro Motion Field Mount Loop-Powered Transmitter

Mounting

Code	Options for 4200
I	Integral mount transmitter (polyurethane-painted aluminum housing)
C	9-wire remote mount transmitter (polyurethane-painted aluminum housing), 316 stainless steel bracket for wall or pipe mounting and hardware for 2" (50.8 mm) pipe mount; Includes 10ft. (3M) of CFEPs cable

Power

Code	Power options
1	Loop Powered

Display

Code	Transmitter display options
Available with all approval codes	
2	Dual-line display for process variables and totalizer reset
3	No display

Output Hardware Board

Code	Output Hardware Board
A	4-20mA (Loop Powered)

Conduit connection

Code	Conduit connection options
B	1/2-inch NPT -- no gland
C	1/2-inch NPT with brass nickel cable gland

Code	Conduit connection options
D	1/2-inch NPT with stainless steel cable gland
E	M20 -- no gland
F	M20 with brass nickel cable gland
G	M20 with stainless steel cable gland
K	JISB0202 1/2G -- no gland
L	Japan -- brass nickel cable gland
M	Japan -- stainless steel cable gland

Approval

Code	Approval options
MA	Micro Motion Standard (no approval)
AA	CSA (US and Canada): Class I, Div. 1 Ex Proof
AB	CSA (US and Canada): Class I, Div. 1 Intrinsically Safe
ZA	ATEX: II 2G, Ex de, Zone 1 and II 2D Ex tb, Zone 21
FA	ATEX: II 2G, Ex d, Zone 1 and II 2D Ex tb, Zone 21
ZB	ATEX: II 1G, Ex ia, Zone 0/Zone 1 and II 1D, Ex ia, Zone 20/Zone 21
IA	IECEX: EPL Gb, Ex d, Zone 1 and EPL Db, Ex tb, Zone 21
EA	IECEX: EPL Gb, Ex de, Zone 1 and EPL Db, Ex tb, Zone 21
EB	IECEX: EPL Ga, Ex ia, Zone 0/Zone 1 and EPL Da, Ex ia, Zone 20/Zone 21
2A	CSA (US and Canada): Class I, Div. 2 Sensor connections will be Intrinsically Safe without additional barrier.
VA	ATEX: II 3G, Ex ec, Zone 2 and II 3D Ex tc Zone 22 Sensor connections will be Intrinsically Safe without additional barrier.
3A	IECEX: EPL Gc, Ex ec, Zone 2 and EPL Dc, Ex tc Zone 22 Sensor connections will be Intrinsically Safe without additional barrier.

Transmitter option 1

Code	Transmitter Option 1
Z	Standard

Transmitter option 2

Code	Transmitter Option 1
Z	Standard

Factory options

Code	Factory options for 4200
Z	Standard product

Code	Factory options for 4200
X	ETO product

Output channel A assignment

Code	Output channel A assignment
Available with A Output Hardware Board	
A	Channel A : 4-20mA/HART (Loop Powered)

Output channel B assignment

Code	Output channel B assignment
Available with A Output Hardware Board	
A	Channel B : One passive 4-20mA output, or frequency output, or discrete output (optional)
Z	Channel OFF

Add on Options

Code	Add on options (all are optional, none mandatory)
Instrument Tagging	
TG	Instrument -- customer information required (maximum 24 characters)
Meter Verification	
MV	Smart Meter Verification Available with all mounting options, but Mounting C is limited to 60 ft (20m) of 9-wire cable and only available when purchased with a new 9-wire sensor
Enhanced Measurement (select only one from this group)	
PS	API Referral Software
CM	Concentration Measurement Software
Additional Certifications, Requires "A" option	
SI	Safety certification of 4-20 mA output per IEC 61508 Only Channel A is certified.
Smart Wireless 775 THUM Ready, Requires "A" board option	
PI	Smart Wireless 775 THUM Ready -- 775 ordered separately and assembled to the 4200 transmitter Smart Wireless ready transmitter add on Option "PI" is not available with approval options AA, FA, or IA
NI	Smart Wireless 775 THUM Ready -- 775 ordered separately and not assembled to the 4200 transmitter

Emerson Automation Solutions

Worldwide Headquarters
7070 Winchester Circle
Boulder, Colorado USA 80301
T: +1 800-522-6277
T: +1 303-527-5200
F: +1 303-530-8459
Mexico: 52 55 5809 5300
Argentina: 54 11 4837 7000
Brazil: 55 15 3413 8147
Chile: 56 2 2928 4800

Emerson Automation Solutions

Central Europe: +41 41 7686 111
Eastern Europe: +41 41 7686 111
Dubai: +971 4 811 8100
Abu Dhabi: +971 2 697 2000
Austria: +43 2236 607-0
France: 0800 917 901
Germany: +49 (0) 2173 3348 0
Italy: 8008 77334
The Netherlands: +31 318 495 555
Belgium: +32 2 716 77 11
Spain: 900 901 986
U.K.: 0870 240 1978
Russian/CIS: +7 495 981 9811

Emerson Automation Solutions

Australia: (61) 3 9721 0200
China: (86) 21 2892 9000
India: (91) 22 6662 0566
Japan: (81) 3 5769 6803
South Korea: (82) 31 8034 0000
Singapore: (65) 6 363 7766

©2019 Micro Motion, Inc. All rights reserved.

The Emerson logo is a trademark and service mark of Emerson Electric Co. Micro Motion, ELITE, ProLink, MVD and MVD Direct Connect marks are marks of one of the Emerson Automation Solutions family of companies. All other marks are property of their respective owners.