



**LIQUID FILLED GAUGES**

# Models 1550/1553 2-1/2" (63mm) and 4" (100mm) All Stainless Steel Gauges

**DESCRIPTION**

The Model 1550 and 1553 are 2-1/2" (63mm) and 4" (100mm) affordable liquid filled gauges that have all 316 stainless steel wetted parts. They are designed to endure the harsh environments of chemical and petrochemical processing plants. Liquid filling extends the life of a dry gauge in these environments by protecting the movement from vibration and dampening any shocks the gauge may experience. The liquid filling also improves readability by minimizing the vibration that is transferred to the pointer.

Glycerin is the standard fill fluid, with silicone and mineral oil available upon request. These gauges are also available dry, and can be filled by AMETEK, at a local distributor or at your facility.

**FEATURES**

- Low cost all stainless steel construction
- 316L SST wetted parts
- Liquid filled for long gauge life in harsh environments
- Pressure ranges from 30" Hg through 0-10000 psi for the 2-1/2" model and 30" Hg through 0-15000 psi for the 4" model
- Lower mount (LM) in 2-1/2" and 4"; center back mount (CBM) in 2-1/2"
- All pressure ranges in stock at our Distribution Center in Michigan



**Model 1553**

**Model 1550**

**SPECIFICATIONS**

**SIZES:** 2-1/2" (63mm) or 4" (100mm)

**RANGES:** *Vacuum* – 30"-0 Hg VAC (counterclockwise rotation with increasing vacuum)

*Compound* – 30" Hg VAC-0, 0-15 through 0-300 psi

*Pressure* – 0-15 psi through 0-15000 psi

**ACCURACY:** 2-1/2" ±3-2-3% FS (Grade B); 4" ±1.0% FS (Grade A)

**BOURDON TUBE:** 316L SST

**WINDOW:** Tempered glass, sealed with BUNA-N gasket

**MOVEMENT:** SST

**DIAL:** White aluminum with black markings; black psi inner scale and blue kPa outer scale; custom dials available in OEM quantities

**POINTER:** 63mm – black aluminum; 100mm – black aluminum, adjustable DIN style

**CASE AND RING:**

*63mm – For Stem or Center Back Mounting:*

300 Series stainless steel, solid back case with stainless steel crimped ring. BUNA-N multi-function plug with removable nipple for venting, pressure relief, and liquid fill access

*100mm – For Stem Mounting:*

300 Series stainless steel, bayonet type ring.

**CONNECTION:** 316 SST; 63mm – 1/4-NPT; 100mm – 1/2-NPT

**RESTRICTOR:** Optional 316 SST, threaded style

**WEATHER PROTECTION:** NEMA 4X/IP66

**Low Pressure Vent Plug**

A vent plug with pop-up pin is used for all low pressure gauges, from 30" Hg to 30 psi. For gauges in pressure ranges of 60 psi and above a standard one piece black BUNA-N plug is used.



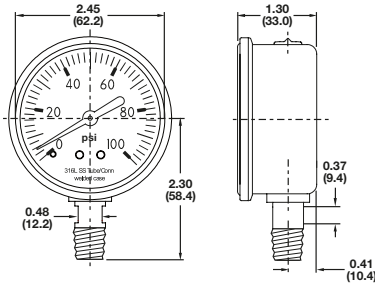
**Model Selection Chart**

Model Number	Dial Sizes	Mounting	Connection	Socket	Bourdon Tube	Case	Ring
1550	2-1/2"	Stem	1/4-NPT LM	316 SST	316 SST	Stainless Steel	SST Crimped
1553	2-1/2"	Center Back	1/4-NPT CBM	316 SST	316 SST	Stainless Steel	SST Crimped
1550	4"	Stem	1/2-NPT LM	316 SST	316 SST	Stainless Steel	Bayonet Type

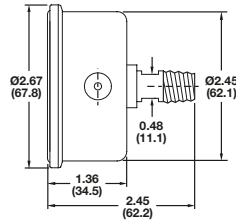


**LIQUID FILLED GAUGES**

# Models 1550/1553 2-1/2" (63mm) and 4" (100mm) All Stainless Steel Gauges

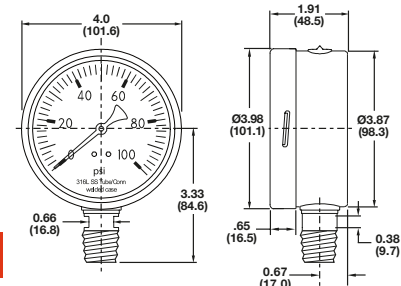


2-1/2" (63mm)  
Lower Mount (LM)



2-1/2" (63mm)  
Center Back Mount (CBM)

**INCHES  
(MM)**



4" (100mm)  
Lower Mount (LM)

## Spec Number Selection Chart

Size Gauge	2-1/2" (63mm)	2-1/2" (63mm)	4" (100mm)
Connection	1/4-18 NPT LM Connection	1/4-18 NPT CBM Connection	1/2-14 NPT LM Connection
<b>Bourdon Tube Material</b>	<b>316L SST</b>	<b>316L SST</b>	<b>316L SST</b>
<b>Socket Material</b>	<b>316L SST</b>	<b>316L SST</b>	<b>316L SST</b>
<b>Model No.</b>	<b>1550</b>	<b>1553</b>	<b>1550</b>
<b>Ranges</b>	<b>Spec No.</b>	<b>Spec No.</b>	<b>Spec No.</b>
30" Hg VAC	253000A	253027A	254000A
30"-0-15	253001A	253028A	254001A
30"-0-30	253002A	253029A	254002A
30"-0-60	253003A	253030A	254003A
30"-0-100	253004A	253031A	254004A
30"-0-150	253005A	253032A	254005A
30"-0-200	253006A	253033A	254006A
30"-0-300	253007A	253034A	254007A
0-15 psi	253008A	253035A	254008A
0-30 psi	253009A	253036A	254009A
0-60 psi	253010A	253037A	254010A
0-100 psi	253011A	253038A	254011A
0-160 psi	253012A	253039A	254012A
0-200 psi	253013A	253040A	254013A
0-300 psi	253014A	253041A	254014A
0-400 psi	253015A	253042A	254015A
0-600 psi	253016A	253043A	254016A
0-800 psi	253017A	253044A	254017A
0-1000 psi	253018A	253045A	254018A
0-1500 psi	253019A	253046A	254019A
0-2000 psi	253020A	253047A	254020A
0-3000 psi	253021A	253048A	254021A
0-4000 psi	253022A	253049A	254022A
0-5000 psi	253023A	253050A	254023A
0-6000 psi	253024A	253051A	254024A
0-10000 psi	253025A	-	254025A
0-15000 psi	-	-	254026A

All gauges are stocked dry at our distribution center. For factory liquid filling please add the following letters after the spec number when ordering:

- **LG** - for liquid-filled with glycerin
- **LS** - for liquid-filled with silicone
- **LM** - for liquid-filled with mineral oil



E-mail: [usg.sales@ametek.com](mailto:usg.sales@ametek.com)

Sales/Technical Support: +1 215-674-1234 | 205 Keith Valley Road | Horsham PA 19044 U.S.A.